

## Wayne County 4-H / FFA / Jr. Fair 2024 Sheep Project Guidelines

### PROJECT CHECKLIST

- 
- ☐ Check the 4-H calendar for the most up to date information regarding our program  
<https://wayne.osu.edu/program-areas/4-h-youth-development/4-h-calendar-events>
  - ☐ **Enroll in 4-H** through 4-HOnline (<https://oh.4honline.com/>) by April 1. Individual clubs may set an earlier date.
  - ☐ **Attend Quality Assurance Training** dates for the 2024 QA sessions: May 7<sup>th</sup>, June 4<sup>th</sup>, and a last chance Quality Assurance will be held on July 23<sup>rd</sup> (a fee will be charged for the last chance Quality Assurance). Please see the 4-H App calendar for locations and times of these QA sessions. QA must be completed by July 24<sup>th</sup>.
  - ☐ **Project Record Book:** Purchase, complete and **due** at Skillathon Interview Judging
  - ☐ **Junior Fair Book:** Obtain and read a Wayne County Junior Fair Book for rules and regulations for our county fair.
  - ☐ **Possession Date:** Obtain and care for your animal(s) by June 1<sup>st</sup>. The animal must remain in your care during the entire project period or throughout the fair. All lambs **MUST** have a Scrapie tag in their ear by this date.  
**THE FULL SCRAPIE TAG MUST BE ENTERED IN THE 4-H ONLINE SYSTEM.** \* See photos below
  - ☐ **Animal ID:** Enter ALL possible and eligible animals (including family back-ups) that you may enter in the fair through 4-HOnline by June 1. Help sheets are available at [wayne.osu.edu/help](https://wayne.osu.edu/help).
  - ☐ **Project Completion:** Attend and participate in Wayne County 4-H Skillathon Interviews, State Fair Sheep Skillathon, or complete the Wayne County Jr. Fair Outstanding Exhibitor Exam. *Proof of State Fair Skillathon completion must be submitted to the Wayne County Extension Office by August 8<sup>th</sup>.*
  - ☐ **OME / OBE:** All exhibitors who wish to participate in the Outstanding Market Exhibitor program will take an exam. Please visit [go.osu.edu/wcjrfairoutstanding](https://go.osu.edu/wcjrfairoutstanding) to learn more details.
  - ☐ **Fair Entries Due** - Aug.1<sup>st</sup>: Make ALL fair entries online at [waynejrfair.fairentry.com](https://waynejrfair.fairentry.com) for your animal(s).
  - ☐ **DUNF:** All market and lactating animals must complete an electronic DUNF before check-in at the fair. If not completed at check-in, you will be asked to go to the end of the line. See the August edition of The Link for more information.
  - ☐ *Read and follow all rules pertaining to your project animal(s) in the Jr. Fair Book. This book should be given to you by your 4-H club advisor in July.*
- Optional:**
- ☐ Attend and participate in the Wayne County Sheep Clinic \* see next page for dates
- 



THE OHIO STATE UNIVERSITY

COLLEGE OF FOOD, AGRICULTURAL,  
AND ENVIRONMENTAL SCIENCES



[wayne.osu.edu](https://wayne.osu.edu)

CFAES provides research and related educational programs to clientele on a nondiscriminatory basis. For more information, visit [cfaesdiversity.osu.edu](https://cfaesdiversity.osu.edu). For an accessible format of this publication, visit [cfaes.osu.edu/accessibility](https://cfaes.osu.edu/accessibility).

## 2024 Sheep Calendar of Events

- **Sheep Clinic:** May 4<sup>th</sup> 9-11 at the Coliseum at the Wayne County Fairgrounds
- **Rate of Gain** – Available June 4<sup>th</sup> at 6:00pm at the Wayne County Fairgrounds
- **Wayne Co. Skillathon:** Skillathon Interviews will be held on July 10<sup>th</sup> and August 7<sup>th</sup> 6:00pm-9:00pm at Wayne County Fair Event Center
- **Outstanding Exhibitor Exam:** July 9<sup>th</sup> from 5:00 – 9:00 pm at the Event Center.
- **Carcass Lamb Live Show:** August 24<sup>th</sup> @ 9:00 am – Goat / Sheep Arena
- **Carcass Lamb Results Show:** August 28<sup>th</sup> 6:00 pm 3D Meats, Dalton, Ohio
- **Wayne County Jr. Fair Lamb Check In:** Thursday, September 5, 2024, check-in 5:00pm-8:00pm
- and Friday, September 6, 2024, check-in 9:00am-8:00pm
- **Market Lamb & Showmanship Show:** Monday September 9<sup>th</sup> @ noon
- **Breeding Sheep & Showmanship Show:** Tuesday September 10<sup>th</sup> starting 1 hour after the conclusion of the goat show or not before 4:00pm in the Sheep arena
- **Market Lamb Auction:** Wednesday September 11<sup>th</sup> 11:00am @ Event Center

### Important Notes

- **Weight:** Carcass lambs and market lambs must weigh at least 100 lbs at check-in.
- **Bred Born and Raised Rules:** Exhibitors may only enter **one** class, either Class 1 market class or Class 2 Wayne County Bred, Born, and Raised class. All animals entering the Bred, Born, and Raised class must be bred, born, and raised within the borders of Wayne County, Ohio. Exhibitors must have Wayne County Bred, Born, and Raised paperwork completed and submitted by June 1 to be eligible to enter the class. If the paperwork is not completed and submitted on time, the exhibitor cannot show in this class. The exhibitor must also make a Jr. Fair class entry for the Bred, Born, and Raised class by August 1<sup>st</sup> to be eligible for the class.
- **Ownership:** Animals entered in the Wayne County Jr. Fair cannot be entered in any show from June 1<sup>st</sup> through the end of the Wayne County Jr. Fair **under a different exhibitor's name**. Jr. Fair animals entered in open shows must be entered in the Jr. Fair exhibitors name and shown by the Jr. Fair exhibitor. The Jr. Fair exhibitor may choose to have another 4-H member show their sheep project if they have a conflict with another livestock project enter in their name and showing at the same time. However, the animal must be entered in another exhibition in the Jr. Fair exhibitor's name.
- **State Rule:** *Drenching of livestock at the fair is prohibited unless for a medical condition at the fair when diagnosed by a licensed veterinarian. Ohio defines drenching as the act of*

*using an instrument, including a bottle, placed in an animal's mouth to orally administer a liquid, food, or any other substance. Instruments include hand, syringe, scoop – anything used to place a substance in the animal's mouth.*

- Any animal that you may potentially exhibit at the Wayne County Fair must be identified by June 1<sup>st</sup> and entered in the 4-H Online profile of any potential exhibitor of that animal.
- Exhibitor Meeting will be held at 7:00pm on Sunday during the fair.
- Sell order in aisle order – will rotate order each year.

### Scrapie Information

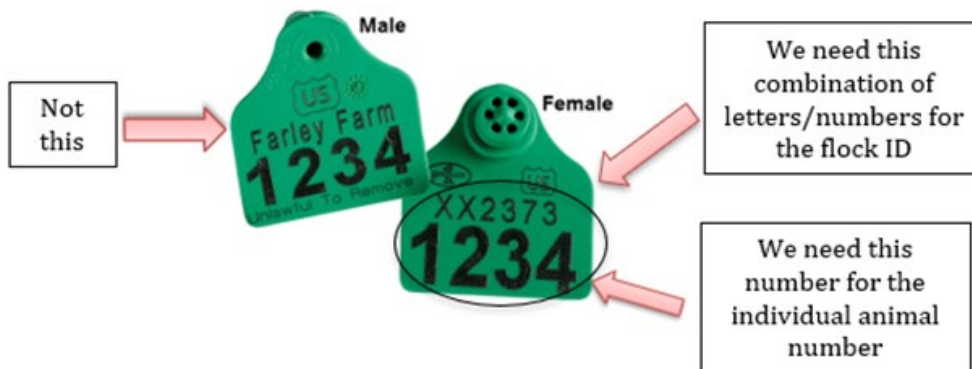
**Wayne County Fair requires official ID on ALL sheep. This includes market lambs and breeding ewes. The animal's Official USDA ID must be obtained and applied by:**

- Owner of the flock at birth (highly recommended)
- The exhibitor
- An accredited Veterinarian Scrapie Tags
  - Can be used in any lamb –registered or unregistered
  - Plastic or metal – Official scrapie tag will have a US shield on it
  - Serial numbered or premise ID styles
  - Purchase (different styles and colors) from approved companies only.
  - To purchase tags – Call 1-866-873-2824
  - DO NOT REMOVE ANY OFFICIAL TAGS!
  - Must be tagged in an ear.

**This is a Scrapie Tag**  
**We need both of these numbers**  
**when we ask for your animal's Scrapie tag number!**

This is the Flock ID →

This is the Animal ID →



### General Information

- **Possession Date:** The project must be in the care and possession of the member by JUNE 1 of the current year and remain with the member through the fair. Animal ID information is due in 4-H online by June 1<sup>st</sup>.
- **Tagging:** Lambs must have a Scrapie Identification Tag in an ear by June 1<sup>st</sup>. Tattoos are not permitted.
- Each member is highly encouraged to complete the Market Lamb Project and Record Book, or Sheep Breeding Project and Record Book. Members must participate in Quality Assurance, and the sheep Skillathon Interview or Outstanding Exhibitor Exam to be eligible to exhibit at the Wayne County Junior Fair. Skillathon Interviews. \*See the 4-H App for dates, location and times.
- **Market Lambs:** Members may show only one market lamb at the Wayne County Junior Fair. This includes the Bred, Born, and Raised and the Market Lamb shows. You may only show in either Market Lamb class **or** Wayne County Bred Born and Raised class, **not both**.
- Members are permitted to show either a wether or ewe lamb in the market lamb class. Market lambs with any evidence of testicular growth will not be permitted to show.
- **Breeding Sheep:** Members may show one breeding sheep per breed class. Members are limited to entries in two breeds. Slick shorn wether type ewe is considered a breed class.
- **Outstanding Record Book Award:** Books will be due September 27<sup>th</sup>, at the Extension office and awards will be presented at the recognition banquet.
- The Wayne County Junior Fair Book is available to all 4-H members in July. The Junior Fair Book should be distributed to club members by the 4-H advisor. All details pertaining to the fair are listed in the Junior Fair book and the August edition of the Link newsletter, which is sent to every 4-H family. Please read them thoroughly.
- Each family should have the 4-H Sheep Resource Book. Guidelines for training and showing your lamb are listed in your 4-H Sheep Resource Book. The sheep committee will provide a clinic covering breeding sheep and market lamb showmanship.
- Use your market lamb project book to figure your lamb's weight gain and what it will weigh for the fair. Keep in mind that all lambs gain at different rates depending on frame, structure and the feed you are using. Decide what your particular lamb should ideally weigh at market time and feed to reach that weight.
- **Sale Photograph:** Champions will be the only animals to enter the sale ring. Our goal is to display a clean and professional photo of every exhibitor with their animal during the time each exhibitor is selling. Please submit a photograph for the sale with you fair entry due on August 1<sup>st</sup>.
- **Sale:** The market lamb classes are terminal shows and sale. All market lambs will be sold on Wednesday at the Junior Fair Auction and **MUST** go to a market designated by the Senior Fair Board.
- **Market lambs** will sell first on Wednesday starting at 11am.
- Exhibitors selling their animal(s) at the Junior Fair Sale **MUST** send a "thank you" note to the buyer(s). This "thank you" note is to be delivered to the Extension Office beginning the Monday after the fair in a stamped, sealed and addressed envelope, and no later than one week after the sale. Checks for the sale of market animals will be sent to members only after a "thank you" note is presented to the Extension Office.

**Fair Information**

- **Classes:** Showmanship, Market and Wayne County Bred Born and Raised classes will be held on Monday September 9<sup>th</sup>, at 12pm in the Sheep arena (in that order) The Breeding showmanship and Breeding Show will be Tuesday September 10<sup>th</sup> starting 1 hour after the conclusion of the goat show or not before 4:00pm.in the Sheep arena in the Sheep arena
- You must also enter the appropriate class when completing your fair entry on August 1. If you have both a market lamb and a Wayne County Bred Born and Raised lamb, enter the Wayne County Bred Born and Raised class. You may change your class from WCBBR to market class, but you cannot change from market class to WCBBR.
- **Weigh-In:** Exhibitors are responsible for seeing that their animals are weighed and a representative is present during weigh-in. No lambs can be shown or sold at the auction unless they have been weighed. ALL underweight animals will be sent home after weigh-in. All lambs must weigh a minimum of 100 lbs at check-in. Members will not show in showmanship or market classes. Lambs will leave the fairgrounds immediately following the weigh-in.
- Due to health concerns, market lambs, slick shorn wether type ewe lambs and yearling ewes must be washed and slick shorn within one week prior to arrival at the fair. Any lamb found not to have an acceptable length of fleece or cleanliness prior to weigh-in will not be allowed to weigh. The Sheep Committee recommends the use of at least a 13-tooth clipper comb.
- **DUNF** (Drug Use Notification Form) All market and lactating animals must complete an electronic DUNF before check-in at the fair. See the August edition of The Link for more information.
- Any sheep project determined to be exhibiting signs of prolapse or any contagious diseases, including fungus, at any time during the fair will be dismissed.
- Three or more entries are required to have a breed section. If there are not three entries per breed, animals will be shown in All Other Breeds Meat or All Other Wool class. In the event that there are three entries in a breed section not listed, that breed section will be added the following year.
- All market lambs will be shown slick shorn to a uniform length.
- Water must always be made available to sheep.
- Market lambs must be bedded with sawdust or mulch.
- There will be NO blocking or trimming in aisles at any time during the fair
- Please do not set up trimming stands or equipment outside the barn until **10pm** on Friday September 6<sup>th</sup> and need to be removed by Tuesday after Breeding Show.
- **Awards:** All exhibitors who receive a trophy, plaque, or other award sponsored by a donor are expected to send a Thank You note to the sponsor(s). The Thank You card will be provided with your award. Please turn in your unsealed thank you card to the Jr. Fair Office by the end of the fair. Failure to turn in a thank you card may result in a loss of premium. The name and address of the sponsor can be found on the award. If you cannot find it, contact the Jr. Fair Office.
- **Suggested Sheep Show attire:** Collared shirt, nice jeans, and closed toe shoes are highly recommended as minimal proper attire when exhibiting your animal. Please check in the Jr. Fair Book for specific species dress code rules.
- **No Blankets or leg wraps will be allowed during weigh-in.** These must be removed before check-in.
- **Parents may not be with exhibitors in the makeup arena when waiting for next class.**

**Carcass Contest**

- All of the general rules and requirements of the traditional Junior Fair program apply.
- Carcass lambs must be entered in 4-H Online and a Jr. Fair entry must be submitted by August 1<sup>st</sup>. Only one lamb may compete in the carcass contest.
- All members enrolled in the Lamb Carcass Contest project should complete the 4-H or FFA record book, and must complete the Skillathon, Outstanding Exhibitor Exam or Project Judging, and Quality Assurance to meet ODA livestock quality assurance and Wayne County Jr Fair rules.
- The Champion & Reserve Champion carcasses will be sold at the Wayne County Fair live lamb sale on Wednesday. Champion carcasses will be cut and frozen and ready to pick up after the fair.
- All Carcass Lambs will be processed at the same location, determined by the Sheep Committee.
- If your carcass lamb is not paid for and picked up within 30 days of the hanging carcass contest, your lamb will be donated to a local food pantry, and you will not be able to participate in the carcass contest for the following year.
- Lambs must weigh 100lbs at check in to be eligible to place. **If the lamb is underweight it may still be processed and graded but it will not be ranked in the results show, or go home.**



**Outstanding Exhibitor Awards Program**

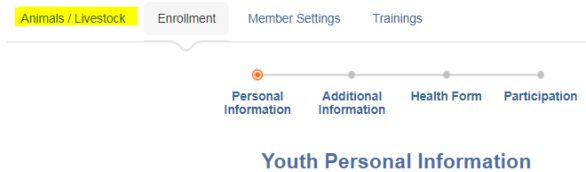
- All exhibitors who wish to participate in the Outstanding Market or Breeding Exhibitor program will take a test, which will **only** be offered on July 9<sup>th</sup> at 5:00 – 9:00 pm at the Fairgrounds Event Center. Please visit [go.osu.edu/wcjrfairoutstanding](http://go.osu.edu/wcjrfairoutstanding) to learn more details. Awards will be presented at the Recognition Banquet. **You must make an entry in the Outstanding Exhibitor program for your species in Fair Entry by August 1<sup>st</sup>.**

## 4HONLINE ANIMAL ID INSTRUCTIONS

Every animal that may be taken to the fair MUST be entered into Oh.4honline.com. Please complete the following steps through 4-HOnline to add your information.

**STEP 1:**

- Log in to Oh.4honline.com
- Click "I have a profile"
- Click 
- To the right of your name, click .



- Next, click on the Animals/Livestock tab.

### STEP 2:

- Select the animal type you want to submit then click "Add Animal"

### STEP 3:

- Fill in the information – ALL BOLD FIELDS MUST BE COMPLETED!
- Add documents and photos of your animal. Click the "Select" button and find the file or photo. (Acceptable file formats include PDF or .jpg)

### STEP 4:

- MAKE SURE ALL INFORMATION IS COMPLETE AND ACCURATE! You cannot edit the information once you hit save.

Save

- After you have made sure everything is complete, click

**\*\* To add additional animals, start at Step 2 and repeat! \*\***

If you happen to find a mistake on an animal that has already been submitted, it cannot be edited by members. You will need to create a new animal with the correct information or you can contact the Extension office and they will make the change only if it is before the deadline. The ONLY exemption to this is if an animal tag is lost and replaced.



The table below lists all of the fields in 4-HONLINE Animal ID Sheep section and which fields are optional and which are required.

| Sheep                  |   |                                   |
|------------------------|---|-----------------------------------|
|                        | Breeding  | Market                            |
| Tag (Identifier):      | <b>Required - if no other tag, use FULL scrapie # * See photo below</b> | <b>Required- use county tag #</b> |
| Animal Name:           | Optional  | Optional                          |
| Breed:                 | Required  | Required                          |
| Colors & Markings:     | Optional  | N/A                               |
| Sex:                   | <b>Required</b>   | Required                          |
| Spayed or Neutered:    | N/A   | Required                          |
| Birthdate:             | Required  | Optional                          |
| County Raised:         | Optional  | Optional                          |
| Breeder Name:          | Required  | Optional                          |
| Owned or Leased:       | <b>Required</b>   | Optional                          |
| Owner Name:            | Optional  | Optional                          |
| Scrapie Flock ID:      | <b>Required</b>   | <b>Required</b>                   |
| Beginning Weight Date: | N/A   | Optional                          |
| Beginning Weight       | N/A   | Optional                          |
| Files/Photos of Animal |   |                                   |
| County Form:           | Optional  | Optional                          |
| Front of Animal:       | Optional  | Optional                          |
| Lease:                 | Optional  | Optional                          |
| Side of Animal:        | Optional  | Optional                          |

- When entering your animals tag number into 4-HOnline we need the flock ID number that starts with what state the animal was bought from. So, if you bought the animal in Ohio it should start with OH.

