

## 2024 Wayne County 4-H & Jr. Fair Dog Project Guidelines

### Checklist for Dog Projects:

- Check the 4-H calendar for the most up to date information regarding our program.
  - o <https://go.osu.edu/4hcalendar2024>
- Enroll in 4-H** through 4-HOnline ([oh.4honline.com](http://oh.4honline.com)) by April 1. Individual clubs may set an earlier date.
- Attend Quality Assurance Training** on May 1<sup>st</sup> at the Dog Informational Meeting and Clinic. A last chance QA session will be held on July 23<sup>rd</sup> (fee will be charged). QA must be completed by July 24<sup>th</sup>.
- Junior Fair Book:** Obtain and read a Wayne County Junior Fair Book for rules and regulations for our county fair.
- Possession Date:** Obtain and care for your animal(s) by June 1<sup>st</sup>. The animal must remain in your care during the entire project period or through the duration of the fair.
- Upload to 4-HOnline **photos of the front and side view of your dog, completed Dog Health Form, and copy of your dog license** certificate by **June 1, 2024**.
- Attend Dog Clinics (encouraged) to learn more about how to properly care for and show your dog – dates and details are listed on the Dog Projects Calendar of Events.
- Project Completion:** Attend and participate in one of the following: Wayne County 4-H Skillathon Interviews, State Fair Dog Skillathon, or complete the Wayne County Jr. Fair Outstanding Exhibitor Exam. *Proof of State Fair Skillathon completion must be submitted to the Wayne County Extension Office by August 8<sup>th</sup>.*
- ODE:** All exhibitors who wish to participate in the Outstanding Dog Exhibitor program will take an exam. The exam will be held July 9<sup>th</sup> at the Event Center, Wayne County Fairgrounds. Members earn points by participation at clinics, other activities and fair. ODE award will be given at the recognition banquet. **All members are urged to participate in ODE.**
- Jr. Fair Class Entries - Due August 1<sup>st</sup>:** Make ALL fair entries online at [waynejrfair.fairentry.com](http://waynejrfair.fairentry.com) for your animal(s).
- Awards:** All exhibitors who receive a trophy, plaque, or other award sponsored by a donor are expected to write a Thank You note to the sponsor(s). Please drop thank you notes at the Jr Fair Office before leaving the fair.
- Read and follow all rules pertaining to your project animal(s) in the Jr. Fair Book. This book should be given to you by your 4-H club advisor in July.*  
**A dog that appears to be in estrus (heat) will not be permitted at fun shows, clinics or the county fair. For safety reasons, dogs showing unruly behavior or signs of aggression or general unsoundness will be dismissed from the fairgrounds or show.**

*Please carefully review the following page for important information about your respective dog project(s). If you have any questions, please contact your club advisor, a member of the Dog Committee or the Extension Office.*



THE OHIO STATE UNIVERSITY

COLLEGE OF FOOD, AGRICULTURAL,  
AND ENVIRONMENTAL SCIENCES



[wayne.osu.edu](http://wayne.osu.edu)

CFAES provides research and related educational programs to clientele on a nondiscriminatory basis. For more information, visit [cfaesdiversity.osu.edu](http://cfaesdiversity.osu.edu). For an accessible format of this publication, visit [cfaes.osu.edu/accessibility](http://cfaes.osu.edu/accessibility).

Be sure to Like and Follow the  
Wayne County 4-H Dog Projects Facebook page for  
updates & announcements at  
<https://www.facebook.com/WayneCounty4HDog>

## All About Dogs (200), You and Your Dog (201-D), Performance (201-P), Showmanship (201-S), Obedience/Rally (201-O), Working Dogs (201-W), and Dog Achievement Program (202)

There are two options for completing your project. Option 1 is Skillathon Interview and Option 2 is Project Judging (poster & interview). Details for each option are listed below. Only completed projects are eligible to be displayed at the Wayne County Fair. **Only completed Showmanship (201-S) and Obedience / Rally (201-O) projects are eligible to be shown in the Wayne County Fair and Ohio State Fair Dog Shows.**

### Option 1 - Participate in and Complete Dog Skillathon

- Complete your project book and submit on the day of Skillathon Interviews.
- Subject matter to study and prepare for Skillathon Interview will come from your project book.

### Option 2 - Participate in either early or late Project Judging

- Bring your project book completed as fully as possible and educational poster board.
- The educational poster should be 22" x 28" full-size poster showing something you learned from the project. Please note posters cannot be constructed on foam or foam board. Posters should be displayed in your club's fair booth or turned in at project judging to be displayed in the center aisle of Building 10 during the fair.
- Make sure all posters have the member's name, club, and project printed on the front of the poster.
- Member may bring their dog to interview judging, but it is not required

### Project Judging Dates

Early Still Project and Small Animal Judging  
**July 9, 2024: 6:00 – 9:00 p.m.**  
at the Event Center, Wayne County Fairgrounds

Late Still Project and Small Animal Judging  
**August 6, 2024: 6:00 – 9:00 p.m.**  
at the Event Center, Wayne County Fairgrounds

Skillathon Judging Dates  
**July 10 or August 7: 6:00-9:00 p.m.**

*Dogs are welcome at both Judging events this year!*


**Please Note**


- Information on participating in the Ohio State Fair Dog Show is available online at:  
<http://www.ohio4h.org/statewide-programs/animal-sciences/dog>
- Projects **200, 201-D, 201-P, 201-W, and 202** are NOT eligible to participate in the Dog Show at the Wayne County Fair. Only completed projects 201-S and 201-O are eligible to be shown in the dog show.
- Projects winning a Best of Show award must be displayed at the Wayne County Fair to receive the award.
- It is suggested that members take 201 D – You and Your Dog as an entry-level project before taking any other dog projects.

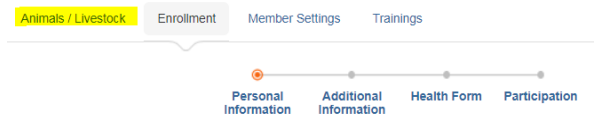
## 4HONLINE ANIMAL ID INSTRUCTIONS

Every animal that may be taken to the fair MUST be entered into Oh.4honline.com. Please complete the following steps through 4-HOnline to add your information.

**STEP 1:**

- Log in to Oh.4honline.com
- Click "I have a profile"
- Click 

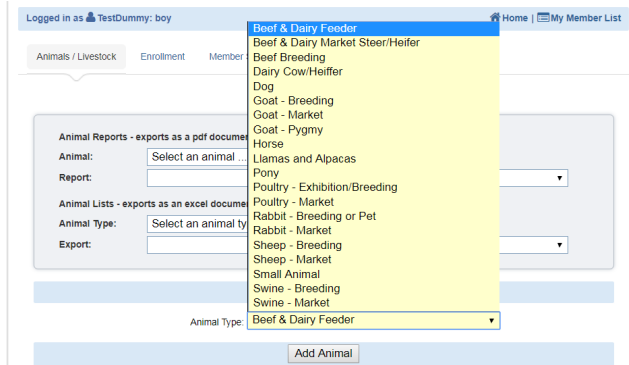
- To the right of your name, click 



- Next, click on the Animals/Livestock tab.

**STEP 2:**

- Select the animal type you want to submit then click "Add Animal"



**STEP 3:**

- Fill in the information – **ALL BOLD FIELDS MUST BE COMPLETED!**
- Add documents and photos of your animal. Click the "Select" button and find the file or photo. (Acceptable file formats include PDF or .jpg)

**STEP 4:**

- MAKE SURE ALL INFORMATION IS COMPLETE AND ACCURATE! You cannot edit the information once you hit save.



- After you have made sure everything is complete, click

**\*\* To add additional animals, start at Step 2 and repeat! \*\***

If you happen to find a mistake on an animal that has already been submitted, it cannot be edited by members. You will need to create a new animal with the correct information or you can contact the Extension office and they will make the change only if it is before the deadline. The ONLY exemption to this is if an animal tag is lost and replaced.

Species specific requirements can be found at [wayne.osu.edu/help](http://wayne.osu.edu/help)

#### Listing of 4-HONLINE Animal ID fields and forms for Dog Projects

<b>Dogs</b>	
Animal Name	<i>Required</i>
Animal Age	Optional
Animal Birthdate	<i>Required</i>
Bordetella Vaccination Date	<i>Required</i>
Breed	<i>Required</i>
Breeder Name	<i>Required - n/a if unknown</i>
Colors & Markings	<i>Required</i>
County Raised	Optional
Date of DHLPP Vaccination	Optional
Microchip Number	Optional
Rabies Expiration Date	<i>Required</i>
Rabies Vaccination Date	<i>Required</i>
Animal Gender	<i>Required</i>
<b>Files/Photos of Animal</b>	
Front of Animal	<i>Required</i>
Left Side of Animal	<i>Required</i>
Right Side of Animal	<i>Required</i>
Tag/Identifier Photo:	<i>Required - License/Tag</i>
County Document	Optional
Vaccination Record	<i>Required</i>