



THE OHIO STATE UNIVERSITY

COLLEGE OF FOOD, AGRICULTURAL,
AND ENVIRONMENTAL SCIENCES

Ohio State University Extension
Wayne County

428 W. Liberty St. – Suite 12
Wooster, OH 44691-5092

330-264-8722 Phone
330-263-7696 Fax

<http://wayne.osu.edu>

April 25, 2023

Dear 4-H and FFA Families Enrolled in Animal / Livestock Projects,

Please read through this letter and the enclosed documents as this mailing contains important information about requirements for completing your animal / livestock project(s) as well as additional optional opportunities. This includes anyone enrolled in Beef, Dairy, Dog, Goat, Horse, Poultry, Rabbit, Sheep, and Swine projects. In addition to this letter and the enclosed documents please be sure to read over your animal species **Project Guidelines which are available on the Extension Office website at: <https://go.osu.edu/animalsandlivestock>.**

Quality Assurance – Required

In accordance with Ohio Department of Agriculture state rules and laws, all youth planning to exhibit any kind of animal project at the Wayne County Jr. Fair and/or the Ohio State Jr. Fair are required to complete Ohio Youth Quality Assurance annually. Please see the enclosed Wayne County Quality Assurance flyer for more information including dates, and times.

All youth enrolled in animal / livestock projects must complete their Ohio Youth Quality Assurance training no less than 45 days prior to the opening date of the exhibition in which they will show, which for the Wayne County Jr. Fair is July 26th but would be earlier if you plan to exhibit and show at the Ohio State Fair.

Wayne County Quality Assurance information is also available on our website at:

<https://go.osu.edu/waynequalityassurance>.

Animal Identification – Required

The Ohio Department of Agriculture requires certain information to be submitted that identifies all possible animals (primary and backup) that a 4-H or FFA member could exhibit at the Wayne County Jr. Fair and/or the Ohio State Jr. Fair. **This information must be input and uploaded into 4-HOnline Animals section for all types of animal / livestock projects by June 1st except Market Ducks, Market Chickens and Market Rabbits which are due August 1st.** Siblings are permitted to share family back up animals – however, all animals must be entered under each youth exhibitor's 4-HOnline Animal ID profile to be eligible for the youth to show at the fair.

Please read over and review our Wayne County 4-H Animal ID Help Sheets for each type of animal you are planning to exhibit. Our help sheets break down which pieces of information, forms, and photos are required for Wayne County. Also, please note that market swine and feeder calves must be tagged with a Wayne County Fair Tag. Tags are currently available to be picked up from the Wayne County Extension Office during normal business hours Monday through Friday 8 am – 4:30 p.m.

Wayne Co. Animal ID Step by Step Instructions and Help Sheets are available on our website at:

<https://wayne.osu.edu/help>.

Project Completion – Required

In addition to completing Quality Assurance and Animal ID, youth must complete one of the four options below for their animal to be eligible to be exhibited at the Wayne County Jr. Fair. More details about each of these options are enclosed with this letter and available on our website at the links below.

- **Option 1 – Skillathon Interviews** June 15th and 19th 6:30 – 9:00 pm at the Wayne County Fair Event Center. More information enclosed and available at <https://go.osu.edu/wcskillathoninterviews>.
- **Option 2 – Video Submission** – video links must be submitted to the Extension Office online by 11:59 pm on July 11th. More information enclosed and available at <https://go.osu.edu/wclivestockvideo2023>.
- **Option 3 – Outstanding Exhibitor Exam** July 11th 5-9 pm at the Wayne County Fair Event Center. More information enclosed and available at <https://go.osu.edu/wcoutstandingexhibitor>.
- **Option 4 – State Fair Skillathon** – youth must participate in person and bring proof of participation to the Extension Office by August 8th. Visit <https://go.osu.edu/osfskillathons> for more information.

2023 Animal / Livestock Clinics - Optional

Most of our 4-H / FFA / Jr. Fair Action Committees are offering a clinic for their youth exhibitors and parents to come and learn more about caring for and grooming their animals. Please be sure to see the enclosed Clinic Schedule for our full line up of clinics being offered this year. We hope you can attend and/or connect with someone from your animal / livestock species committee. Another great resource is your animal department's Facebook Group which often posts helpful videos and other content related to nutrition, showmanship, fitting, and other species-specific information.

Clinic information and links to the Facebook Groups are available online at:

<https://go.osu.edu/animalsandlivestock>

Outstanding Exhibitor Awards Program – Optional

Youth exhibiting animal / livestock projects at the Wayne County Junior Fair may wish to participate in our Wayne County Jr. Fair Outstanding Exhibitor Awards Program – which includes awards for Outstanding Market Exhibitor and Outstanding Breeding Exhibitor for all livestock species, and Outstanding Dairy, Dog, and Horse Exhibitors. Youth that wish to compete in any of these Outstanding Exhibitor programs **must** complete the Outstanding Exhibitor Exam offered on July 11th from 5-9 pm at the Event Center or make arrangements to complete the test prior to July 11th by calling the Extension Office.

Additional criteria and details related to each of the Outstanding Exhibitor Awards is available on our website at

<https://go.osu.edu/wcoutstandingexhibitor>

Junior Fair Class Entries - Required

In addition to project enrollment that was due April 1st and Animal ID due June 1st (except market rabbits, market chickens and market ducks which are due August 1st) – **all animals that will be exhibited at the Wayne County Junior Fair must have class entries submitted online by 11:59 pm on August 1st**. The Fair Entry website will open on July 1st and exhibitors (or their parents) must make online entries for all classes that the youth wishes to show or participate in such as market, breed, showmanship, outstanding exhibitor, etc. before the entry period ends at 11:59 on August 1st.

Step by step instructions and videos to help you make your Jr. Fair Class Entries are available online at

<https://wayne.osu.edu/help>

Wayne County Junior Fair – Check-In and other Pre-Fair / Fair-time reminders - Required

Pre-Fair Informational Sheets with announcements, reminders, and check-in details will be available on our website and shared through the 4-H News and Notes Email Updates in mid-late August as we get closer to fair-time.

Wayne County Fair Release Times Policy and Consequences - Required

Last year Senior Fair Board has made some changes to the Release Time Rules including enacting some major penalties for any exhibitor and his/her immediate household / family should they choose to take an animal out early prior to the designated release times. We will be going over these new rules and consequences for violating the release times in more detail during Quality Assurance and Clinics – however, please be sure to read and understand this updated version of the Wayne County Fair Release Time Rules and Consequences.

Release Time Rules and Consequences are available online at:

<https://wayne.osu.edu/jrfair>

We realize that there is a lot of information for families to keep track and be aware of regarding caring for, exhibiting, showing, and selling animal projects at the fair. Therefore, it is very important that each family carefully read their animal species Project Guidelines, the Jr. Fair Book (which will be published in June) and pay close attention to the Extension Office 4-H News and Notes Email Updates for reminders and announcements. ***If you are not currently receiving the 4-H News and Notes email updates which are usually sent once a week – please be sure to visit the following website to subscribe and view past issues: <https://go.osu.edu/wc4hnewsandnotes>***. And as always if you have any questions, please contact your club advisor or the Extension Office for assistance.

Sincerely,



Douglas S. Foxx
Extension Educator,
4-H Youth Development



Diane Johnson
Program Assistant,
4-H Youth Development



Shelby Tedrow
Program Assistant,
4-H Youth Development

Wayne County 4-H / FFA / Jr. Fair Skillathon Interviews Wayne County Fair Event Center 6:30 – 9 pm June 15 & 19, 2023

The Skillathon Interviews will be in the same format as last year. The only twist is the hands-on activity will be the Medicine Label for 2023. When youth / parents arrive at Skillathon Interviews they will stop at the registration desk to fill out the top portion of one scoresheet for the youth that is participating, regardless of the number of animal / livestock projects that youth is enrolled in. Then parents will go to the parent waiting area and youth will begin the Skillathon Interview event.

Skillathon Interviews will consist of the following three components:

1) Hands-on Activity: Youth will complete one hands-on universal Skillathon activity (Medication Label for 2023) regardless of how many animal / livestock projects they're enrolled in for the year. For example, if the youth is taking one animal project or three animal projects – they will just do the Medicine Label station once.

2) Interview: Youth will have one 8–10-minute interview with a volunteer judge that will interview the young person asking them a combination of general open-ended questions such as “Tell me about yourself and all of your animal projects” and more animal species-specific questions based on the type of projects they're taking. For example, if the youth is taking a market hog project the judge might ask them to list four retail cuts of pork that come from their hog. If the same youth is also taking a dog project the same judge will ask the youth a dog-specific question. The general open ended questions will all be basic questions such as “Tell me about your animals, tell me about what you do to take care of them, how often do you observe or walk them, etc.” while the animal specific questions will all come from the State 4-H Office bank of questions, which are all created based on information contained in the animal / livestock resource books published by OSU Extension.

3) Thank You Note Station: Each exhibitor will have to complete the ‘Thank you’ note station. This station will be explaining the different parts of a card and emphasizing the importance of a thank you card.

Once the youth has completed the three components listed above – they will take their scoresheet to the score table to be tabulated, pick up a prize, and then be directed to the parent waiting area to be reunited with their parent or guardian.



Skillathon Interviews FAQ

What are Skillathon Interviews?

Exhibitors will be completing a hands-on activity (Medicine Label for 2023), a one-on-one interview with a knowledgeable volunteer judge and a 'Thank You' note station. The judge will ask you questions about your project experience, your knowledge of your animals and care for your animals. A Livestock Project Interview will be very similar to a Still Project or FCS Project Interview.

How will interviews be graded/judged?

Exhibitors will be judged on their interview etiquette (handshake, eye contact, politeness, appearance, etc.), project knowledge, and project record book. Animal species-specific questions will be based on information contained in your animal / livestock species Resource Book published by OSU Extension.

Why should I consider doing a Skillathon Interview this year?

Being able to interview well is an essential skill for future success. The ability to make a good first impression and confidently hold a conversation with someone will help you go far in life – whether it is a future job interview, talking to the judge in the show ring, or answering questions about your project from visitors at the fair. Project Interviews are a learning experience in many ways – not only do youth get the opportunity to learn from a knowledgeable judge, but they will develop these workforce preparation skills that lead to success down the road.

How do I prepare for my interview?

The key to any successful interview is preparation! Make sure your project book is up-to-date and you have studied your resource book and understand your project. A great practice would be to sit down with an advisor, project helper, or family member and have a practice interview at home. The more you practice beforehand, the more confident you will feel and the less nervous you will be!

Do I need to bring anything to my interview?

You will need to have your project record book (completed as possible) with you for your interview. Come dressed nicely – for example, something you would wear in the show ring, for a presentation at school, or to church. Remember, you want to make a great first impression! And last, but certainly not least, be sure to bring your SMILE! 😊

Do I need to have a certain interview score to show at the fair?

No, there is no minimum score required to fulfill the requirement to show at the fair – however, you must show up and participate in the interview. We encourage members to prepare and do their best, while using this as a learning opportunity. If a judge does not find you to have sufficient understanding of your project, you will receive a lower score.



Wayne County 4-H / FFA / Jr. Fair 2023 Livestock Video Submission Guidelines Videos Due July 11th

4-H or FFA animal / livestock exhibitors that are not able to participate in the Wayne County Outstanding Exhibitor Exam, Skillathon Interviews, or the State Fair Skillathon due to vacation or other conflicts – may submit a link to a video that the youth creates following the guidelines listed below.

1. Length: The video must be at least 3-minutes long and **no longer than 10-minutes**. The video should feature all of the animal projects the youth is taking for this year in one video.

2. Presenter: The video must feature the youth livestock exhibitor as the primary person speaking in the video. The youth may either do a “presentation” in which they present a talk about the topics / questions listed on the next page or they may have someone else on or off-camera asking them the questions interview style in which the exhibitor responds. Either way is acceptable, however, the youth livestock exhibitor must be the one that is giving the information or answers to the topics / questions listed on the next page.


3. Camera / Editing: It is recommended that the video be shot in 720 or 1080 HD format if possible and saved as an H.264 file format if possible. The video may be shot with any type of video camera (phone, tablet, webcam, camcorder, etc.) and can be edited using any video editing apps or software to include B-roll, still photos, titles, graphics, etc. of the youth and/or their animal(s); or the video can be just a basic video featuring the youth on camera talking about their animal(s) and addressing the questions / topics on the next page. Youth should consider how they present themselves in the video – be sure to think about the following aspects:

- Is my clothing / attire school appropriate or better yet show appropriate?
- How is the lighting in the area I’m shooting my video – is it too bright or too dark?
- How is the sound coming through – is there a lot of background noise, how close is the youth to the microphone? Just be sure that the youth can be clearly heard and understood on the video.
- What is the background or other images like in the video? Is it a clean and nice image that represents agriculture and 4-H / FFA / Jr. Fair in a positive manner? For example, if you shoot the video showing your animal(s) pen or stall – make sure it is cleaned out prior to shooting.

4. Sharing / Submitting the Video and Record Book(s): The video must be submitted onto the Flipgrid platform. We have created a Wayne County 4-H page, that has different topics for each specie. To join our ‘Wayne County 4-H’ group you will need to make an account and then join by using our code: **waynecounty**. Once you are in the group please see the flipgrid help sheet provided on our website.

*A link to the video and some basic information about the youth exhibitor must be submitted by completing an online form no later than **July 11th at 11:59 pm** at the following web address: <https://flip.com/waynecounty>.*

- **Record Books Due: Late Project Judging August 8th 6:00-9:00pm at the Event Center, should be completed as thoroughly as possible.**



Topics / Questions to Answer in the Video

- **Introduction (10 points):** – exhibitor should introduce him/herself clearly stating their name, 4-H club or FFA chapter, and what all animal / livestock projects they are taking this year.
- **Animal / Livestock Care (15 points):** - Exhibitor should describe what they have enjoyed about their animal / livestock projects and any challenges they have encountered in caring for their animal(s). Additionally, the youth should describe what they do to care for their animals – such as how often they are bedded down, pens cleaned, medication(s) given, etc.
- **Animal Feed (15 points):** - Exhibitor should describe what kind of feed and how much feed they give their animal(s), how often are they fed and watered, what protein percentage they are feeding, the crude fat percentage of the feed, and the top 3 ingredients of the feed.
- **Breed ID (10 points):** - Exhibitor should describe the breed of their animal(s) and any unique traits or characteristics of the breed, where the breed originated from, and any other facts or details about the breed that it is known for.
- **Animal Purpose (30 points):** Exhibitor should discuss one or more of the following three categories (Breeding, Market, or Performance) topics / questions based on the type of animal project(s) they are enrolled in. Points will be distributed as: 30 points if exhibitor is enrolled in one of the categories below, 15 points each if enrolled in two categories, or 10 points each if enrolled in all three types of animal projects.
 - **Breeding Animals:** - If the youth is taking a breeding animal, the exhibitor should describe if they were involved in helping to breed the animal(s) mother and if so, what they learned from that experience. If they are taking a breeding animal that was purchased or leased, then indicate that in the video.
 - **Market Animals:** - If the youth is taking a market animal, the exhibitor should describe 4 retail meat cuts that come from the animal, where they are located on the animal and their favorite way of eating those cuts (i.e. grilled, broiled, baked, etc.)
 - **Performance Animals (Dogs and Horses):** - Exhibitor should describe any unique type of classes they plan to show and something they have learned or are working on related to that type of class. For example, with horses - classes such as Contesting, Western, English, Dressage, etc. and for Dogs classes such as Rally, Obedience, or Showmanship.
- **Showing / Fitting Description (10 points):** - Exhibitor should describe what they do to train their animal for showing such as how often they walk it or work with it and any fitting or grooming practices they engage in to keep their animals clean and prepared for the show ring.
- **Other Details (10 points):** - Exhibitor is welcome to discuss any other details or information that they think might be interesting or fun to share with the judge such as anything that highlights their bond with the animal, a tour of their barn / pen space, or just any other fun facts or information that they would like to share about their project animal(s).

Video Submissions and Judge's Feedback / Scoring Criteria

- Video links and some basic contact information about the exhibitor must be submitted online no later than 11:59 pm on July 11th at <https://flip.com/waynecounty>.
- Videos will be scored based on a scale of up to 100 points per the topics / questions listed above with award categories being Outstanding (92-100), Excellent (70-91), Well Done (50-69), and Participation (less than 50).
- Judges will review the videos and the Extension Office will e-mail a written feedback sheet / rubric in August.




HOW TO RECORD & UPLOAD YOUR PROJECT USING




HOW TO ACCESS FLIPGRID

1. On Mobile devices, download the **FREE** Flipgrid App for IOS and Android devices
2. Click on **Join a Group**
3. Enter the code for the video you wish to upload
 - By entering this code, it sends you directly to that group (carcass, skillathon, ect)
4. Click **Sign into Flip**
5. Create an account

HOW TO RECORD A VIDEO ON FLIPGRID

1. Click the  to start your video
2. Click the  to start your recording
3. Start the video (***please remember you only have 10 minutes to complete it***)
4. Click the  on the right side of the screen to play back your video
5. Watch your video back. Click the **X** if you want to re-record. Otherwise click the arrow again.
6. Add a Caption: **Please include your First and Last Name**
7. Click **Post to Topic** to submit your video

How to Upload a Pre-Recorded Video

1. Click the  in the lower left side of the screen to choose your video
2. Watch your video back. Click the **X** if you want to re-record. Otherwise click the arrow again.
3. Add a Caption: **Please include your First and Last Name**
4. Click **Post to Topic** to submit your video



Wayne County 4-H / FFA / Jr. Fair 2023 Outstanding Exhibitor Awards Program General Information

Goal: To recognize our 4-H and FFA youth animal / livestock exhibitors that work hard and have earned overall high points in multiple aspects of the project work including knowledge (tested by the Exam and creation of a poster for most species), record keeping as demonstrated excellence in completing the project book, animal market, breed, or performance traits and quality as demonstrated by the placing earned in the breed, performance, or market class; and the exhibitors fitting and showmanship skills as demonstrated by the showmanship placing.

Important Dates / Deadlines:

- **Key acronyms related to the Outstanding Exhibitor Awards Program:**
 - OBE = Outstanding Breeding Exhibitor
 - OEE = Outstanding Exhibitor Exam
 - ODE = Outstanding Dairy Exhibitor or Outstanding Dog Exhibitor
 - OHE = Outstanding Horse Exhibitor
 - OME = Outstanding Market Exhibitor
- **Outstanding Exhibitor criteria, poster and record book rubrics, and a listing of approved events eligible for bonus points are available on the Extension Office website at: <https://go.osu.edu/wcoutstandingexhibitor>.**
- **July 11th - Outstanding Exhibitor Exam**, from 5-9 pm at the Event Center - Wayne County Fairgrounds. Outstanding Exhibitor Exam counts for project completion the same as Skillathon Interviews. However, if a youth does both the Outstanding Exhibitor Exam and a Skillathon Interview he/she can earn one bonus point for having done the Skillathon Interview.
- **August 1st - deadline to submit Jr. Fair Entries** - don't forget to make an entry in your respective animal/livestock species Outstanding Exhibitor Contests
- **Record Books and Posters Due August 8th** – Late Project Judging 6:00-9:00pm.
- **Bonus Points Due By 4:30 pm September 1st** - submit any requests for bonus points online at: <https://go.osu.edu/wc23oebonuspoints>.
- **November 9th - Outstanding Exhibitor Awards presented at the annual 4-H Recognition Banquet at the Wayne County Fair Event Center**

