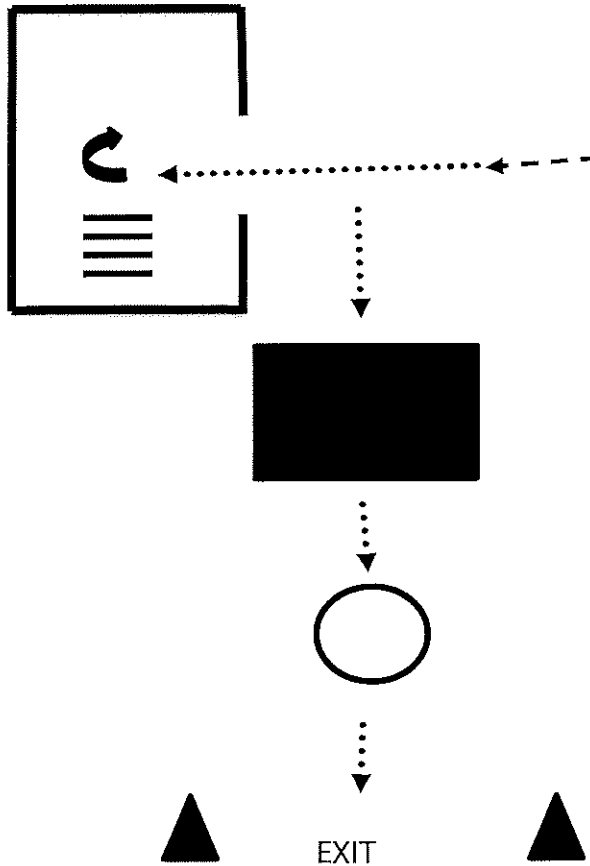


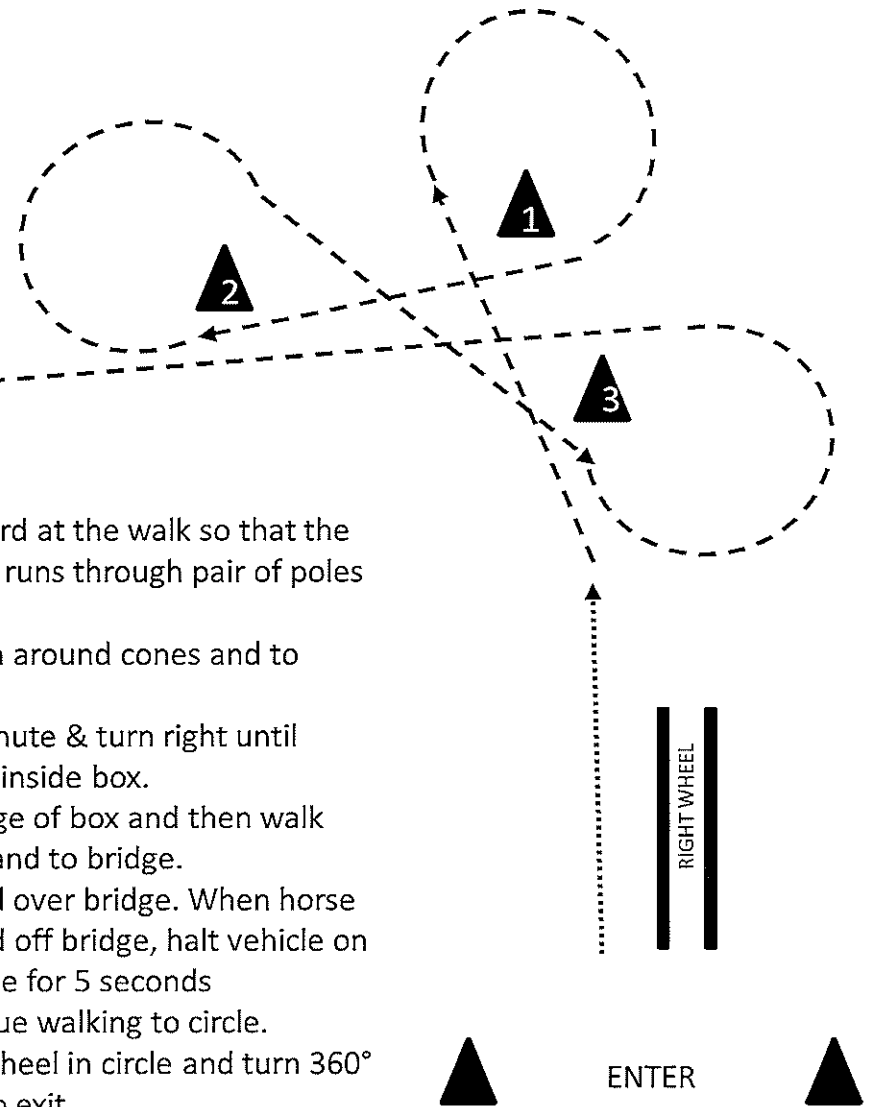
CLASS 1 & 2

Driven Trail

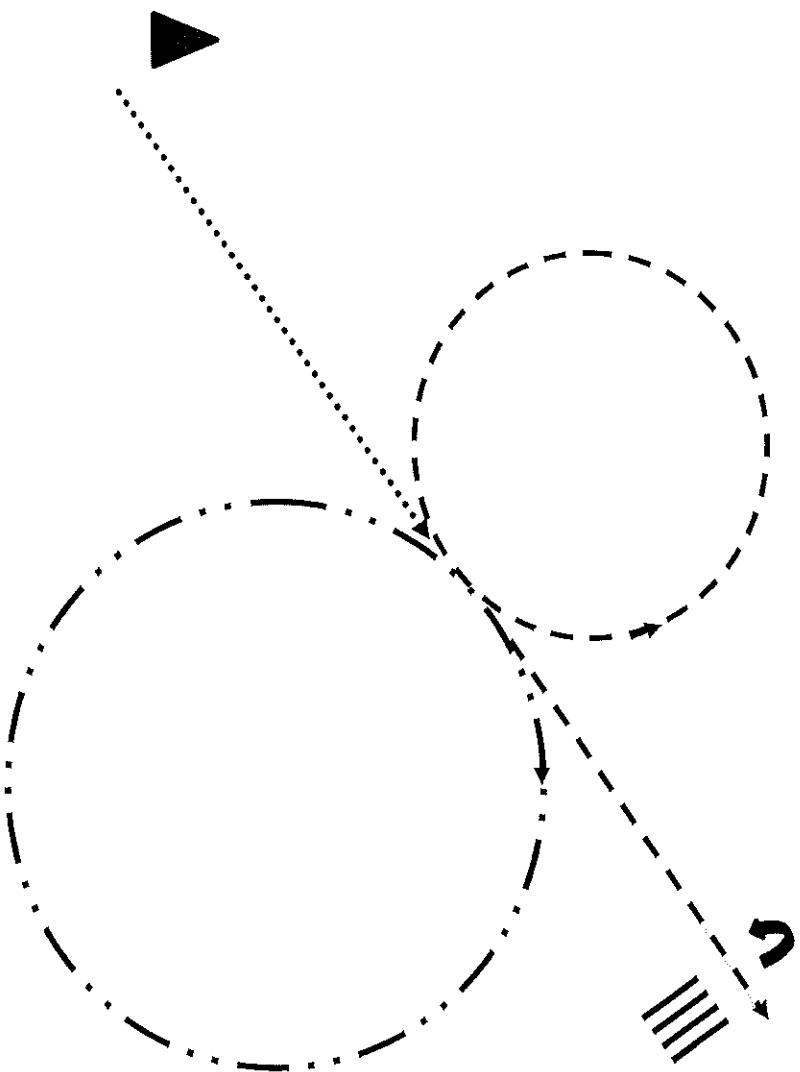
Cones-10ft apart
Bridge-4'x8'
Box- Sm Eq:14 ft long x9ft wide, box opening 8ft wide. Horses: 20ft long x17ft wide, box opening 9 ft wide.
Poles for drive through 6 inches apart
Rope/lime circle-4ft diameter for horse,
2 ft for small equine



1. Drive forward at the walk so that the right wheel runs through pair of poles as shown.
2. Trot pattern around cones and to chute.
3. Walk into chute & turn right until completely inside box.
4. Back to edge of box and then walk out of box and to bridge.
5. Walk to and over bridge. When horse has stepped off bridge, halt vehicle on top of bridge for 5 seconds and continue walking to circle.
6. Place left wheel in circle and turn 360° left. Walk to exit.



Driving Reinsmanship



Be ready at cone.

1. Walk across diagonal to center.
2. Working Trot or Park Gait medium circle to left.
3. Strong Trot or Road Gait large circle to right.
4. Continue across diagonal at the Working Trot or Park Gait.
5. Stop & back four steps.
6. Fan turn 90° left.

Exit at the walk.