

2024 Wayne County 4-H / FFA / Jr. Fair Goat Project Guidelines

PROJECT CHECKLIST

- Check the 4-H calendar for the most up to date information regarding our program
 - o <https://go.osu.edu/4hcalendar2024>
 - Enroll in 4-H** through 4-HOnline (<https://oh.4honline.com/>) by April 1st. (Each club may set an earlier date!)
 - Attend Quality Assurance Training:** dates for the 2024 QA sessions: April 11th, May 7th, June 4th, and a last chance Quality Assurance will be held on July 23rd (a fee will be charged for the last chance Quality Assurance). Please see the 4-H App calendar for locations and times of these QA sessions. QA must be completed by July 24th.
 - Junior Fair Book:** Obtain and read a Wayne County Junior Fair Book for rules and regulations for our county fair.
 - Project Record Book:** Purchase, complete and **due** at Skillathon Interview Judging
 - Possession Date:** Obtain and care for your animal(s) by June 1st. The animal must remain in your care during the whole project or until fair.
 - Animal ID:** Enter ALL possible and eligible animals (including family back-ups) that you may wish to enter in the fair into 4-HOnline by June 1st. THERE WILL BE NO GOAT TAG-IN this year. THE FULL SCRAPIE TAG MUST BE ENTERED IN THE 4-H ONLINE SYSTEM. Help sheets are available at wayne.osu.edu/help.
 - OME/OBE:** All exhibitors who wish to participate in the Outstanding Market or Breeding Exhibitor program will take an exam on July 9th at the Event Center, Wayne County Fairgrounds. Please visit go.osu.edu/wcjrfairoutstanding to learn more details.
 - Project Completion:** Attend and participate in one of the following: Wayne County 4-H Skillathon Interview Judging, State Fair Goat Skillathon, or complete the Wayne County Jr. Fair Outstanding Exhibitor Exam. *Proof of State Fair Skillathon completion must be submitted to the Wayne County Extension Office by August 8th.*
 - Fair Entries:** Due by 11:59PM on Aug.1st: Make ALL fair entries online at waynejrfair.fairentry.com for your animal(s).
 - DUNF:** All market and lactating animals must complete an electronic DUNF before check-in at the fair. See the August edition of The Link for more information.
 - Read and follow all rules pertaining to your project animal(s) in the Jr. Fair Book This book should be given to you by your 4-H club advisor in July.*
-



THE OHIO STATE UNIVERSITY

COLLEGE OF FOOD, AGRICULTURAL,
AND ENVIRONMENTAL SCIENCES



CFAES provides research and related educational programs to clientele on a nondiscriminatory basis. For more information, visit cfaesdiversity.osu.edu. For an accessible format of this publication, visit cfaes.osu.edu/accessibility.

wayne.osu.edu

2024 Goat Calendar of Events

- **Attend Quality Assurance:** dates for the 2024 QA sessions: April 11th, May 7th, June 4th, and a last chance Quality Assurance will be held on July 23rd (a fee will be charged for the last chance Quality Assurance). Please see the 4-H App calendar for locations and times of these QA sessions. QA must be completed by July 24th.
- **Goat Clinic:** June 4th @ at 7:00pm in the Coliseum, Wayne County Fairgrounds
- **Market Goat Rate of Gain Check-In:** June 4th @ at 6:30pm in the Coliseum, Wayne County Fairgrounds
- **Wayne County Skillathon Interviews:** will be held on July 10th & August 7th from 6:30-9:00pm at the Event Center, Wayne County Fairgrounds.
- **Goat Butterfat Collection** will be held on August 1 from 6:00pm-7:00pm at the Goat / Sheep Arena, Wayne County Fairgrounds
- **Goat Carcass Live Show:** August 24th @ 9 am – Goat / Sheep Arena, Wayne County Fairgrounds
- **Goat Carcass Results Show:** August 28st 6:00 pm 3D Meats, Dalton, Ohio
- **Pre-Fair Goat Youth, Parent's, and Advisor's Informational Meeting:** Wednesday, September 4th – 6:00pm Fairgrounds Goat/Sheep Arena
- **Wayne County Fair Goat Check In:** Thursday, September 5, 2024, check-in 5:00pm-8:00pm
- and Friday, September 6, 2024, check -in 9:00am-8:00pm
- **Market Goat Show:** Saturday, September 7th 10:00 am
- **Dairy Goat Show:** Tuesday, September 10th 8:00 am
- **Pygmy Goat Obstacle Course Classes:** Tuesday, September 10th 1:00 pm (no earlier)
- **Pygmy Goat Show:** Wednesday, September 11th 8:00 am
- **Market Goat Auction:** Wednesday, September 11th 1:00 pm

What's New for 2024

- Utility Goat Classes Revamped (no goats older than 5 years old may participate in Pack Classes I & II):
 - **Class 01 - Pet Wether** - Will not do obstacle course – will only show in a pet class.
 - **Class 02 - Harness Wether** - Wether in harness but not hitched to cart. Member has to have trained the wether.
 - **Class 03 Cart Class** - Wether in harness and cart. Member has to have trained the wether. Goat must be at least 3 years old.
 - **Class 04 - Pack Goat Class I** - Goat must be halter broke & a pack is required. Goat will be led with a lead on a halter through a short obstacle course.
 - **Class 05 - Pack Goat Class II** - Goats in this class must weigh in upon arrival at the fair. The committee will add 10% of the goat's body weight to the pack & the goat and member will navigate the obstacle course. Goat must be at least 3 years old.
 - **Class 06 – Pack Goat Class III** - all goats older than 5 years old. Goat will carry a pack through the obstacle course, but there will be no weight in the pack.

Important Notes

- Only four market goats per exhibitor may be uploaded into 4-HOnline.
- When entering a Pack Goat or Pet Wethers into 4HOnline System; they will need to be placed under the 4HOnline Animals tab as a 'Goat Breeding'.

Scrapie Tag Information

Wayne County Fair requires official ID on ALL goats. This includes market goats and stock. The animal's Official USDA ID must be obtained and applied by:

- Owner of the flock at birth (highly recommended)
- The exhibitor
- An accredited Veterinarian Scrapie Tags
 - Can be used in any goat -registered or unregistered.
 - Plastic or metal (Official scrapie tag will have a US shield on it)
 - Serial numbered or premise ID styles.
 - Purchase (different styles and colors) from approved companies only.
 - To purchase tags – Call 1-866-873-2824.
 - DO NOT REMOVE ANY OFFICIAL TAGS!
 - Must be tagged in an ear.

Option #1 – Tags ONLY option for Meat Market Goats!! – See Example On Next Page

- Can be used in any goat project - registered or unregistered.
- Plastic or metal – (Note: an official scrapie tag has a US shield on it.)
- Serial numbered or Premise ID Styles.
- Free or purchased (different styles & colors) by approved companies only.
- DO NOT REMOVE ANY OFFICIAL TAGS!
- What you need to bring to the Fair for this option: your goat with this official tag in the ear.

Option #2 – Tattoos *ALL TATTOOS MUST BE LEGIBLE! *

- For registered animals with the ORIGINAL registration certificate:
 - The registration tattoo is considered official ID.
 - The Scrapie Program links your registry prefix to your Official USDA assigned Premise ID in their database. The ID they will assign you will usually be the state postal code followed by your herd prefix. Note: A Premise ID is not the same as a breed prefix.
 - What you need to bring to the fair for this option: your goat and the original registration certificate.
- For unregistered animals or registered animals that do not have their ORIGINAL registration certificate in hand:
 - The official USDA tattoo will be an official USDA Assigned Premise ID in one ear and a unique individual number in the other ear.
 - The producer/breeder can obtain a letter from the Scrapie Program stating in writing that they are in their database, and their scrapie premise ID number.
 - What you need to bring to the fair for this option: your goat and copy of the letter obtained from the producer or breeder from the Scrapie Program stating that this goat is in the

database and it lists their Scrapie Premise ID number on it OR the bill of sale with the breeder's name, address and phone number with a statement from the breeder that states that this goat is in the Scrapie Program with their scrapie premise ID number.

- If your tattoo becomes illegible, you must contact the breeder, committee member, or OSU Extension Staff for assistance retattooing. No goats will be accepted at the fair if the tattoo is illegible.

Option #3 - Electronic Implants

- NOT official for non-registered animals unless enrolled in SFCP. (Scrapie flock certification program).
- Can be used for registered animals - if exhibitor has the **ORIGINAL registration certificate** with the microchip number referenced on the registration certificate.
- What you need to bring to the fair for this option: your goat, the Original Registration Certificate with microchip number on the certificate, and the implant reader for your chip.

Fair Information

- ALL underweight animals will be sent home after weigh-in. ALL overweight goats can stay and show, but not sell in the auction - they will receive turn price.
- Members may exhibit no more than three goats. One goat per class, per member, except for mother/daughter classes. Only one market goat may be shown per member (*i.e. Dairy Market OR Meat Market*).
- **Horns:** Market wethers, dairy goats, pack goats, and pygmy goats with horns or scurs longer than $\frac{1}{2}$ **inch** from the base will not be permitted to exhibit at the fair. Boer does and specialty does (*i.e., Angora*) are permitted, however not required, to have horns.
- No bucks or males with testicular tissue are allowed to show or permitted on the fairgrounds. A pet wether is a neutered male goat and may show in classes designed for wether goats and showmanship only.
- All details pertaining to the fair are listed in the Junior Fair book and the August edition of The Link newsletter, which is sent to every 4-H family.
- **Check-In / Weigh-In:** Market goats will be weighed, and all goats will be checked-in at the fair on **Thursday check-in 5:00pm-8:00pm and Friday check-in 9:00am-8:00pm**. Exhibitors are responsible for seeing that their animals are weighed. A representative for that goat must be present during the time the goat is weighed. No market goat can be shown or sold at the auction unless they have been weighed.
- Any goat project determined to be exhibiting signs of prolapse or any contagious diseases, including fungus, at any time during the fair will be dismissed with consultation from the fair vet.
- Water must be available to goats at all times.
- No spiked or pronged collars of any kind allowed on the fairgrounds.
- It is recommended that dairy and market goats be clipped prior to arrival at the fair. There is to be no fitting or clipping in the barns - all fitting and clipping should occur outside of the barn
- ALL tack boxes be placed on the back of the pen.
- **Suggested Attire:** Collared shirt, nice jeans, and closed toe shoes are highly recommended as minimal proper attire when exhibiting your animal. Please check in the Jr. fair book for specific species dress code rules.
- *Ohio Administrative Code 901:1-18-04 (A) No person shall present for exhibition or exhibit an animal which he/she knows or has reason to suspect is affected with or has been exposed to a dangerously contagious or infectious disease or residue*

- *Ohio Administrative Code 901:1-18-04 (B) The owner or Bailee of an animal with symptoms of an infectious or contagious disease shall when directed by an exhibition official, the approved veterinarian, or an employee of the Ohio Department of Agriculture immediately remove the animal from the exhibition premises*

Outstanding Exhibitor Awards Program

* All exhibitors who wish to participate in the Outstanding Market or Breeding Exhibitor program will take a test, which will only be offered on the night of July 9th from 6-9 pm. Please visit wayne.osu.edu/goats to learn more details.

- To be eligible for OME/OBE you must complete the Outstanding Exhibitor Exam test on July 9th from 6-9 pm at the Wayne County Event Center. If you are not able to attend on this date, notify the Extension office ASAP prior to July 9th.
- Awards will be presented at the Recognition Banquet.
- You must enroll in Outstanding Exhibitor for your species by August 1st in Fair Entry.

Pack Goat Information

- Pet wethers can be any age.
- Pet wethers and pack goats should be classified as breeding goats when entering animals in 4-H Online.

Suggested Progression for Pack Classes

Year with Project:	Option A	Option B
1	Pet Wether	Pet Wether
2	Harness Wether	Pack Goat Class I
3+	Cart Class	Pack Goat Class II
5	Cart Class	Pack Goat Class III

- Pack Goats in classes I & II must be 5 years old or younger as of September 1 of the current year. No goats older than 5 years may show in Pack Goat Classes I & II.
- Pack Goat Class III is for goats older than 5 years. They will go through the course with a pack only – no weights.

Dairy Goat Information

- Check-in: any animal in milk must turn in an electronic DUNF prior to check-in
- Classes 2-3-4 for senior dairy doe can now be exhibited in milk or dry
- All dairy goats must be of 100% dairy breed
- All dairy animals will show on Tuesday starting at 8:00am
- The milk-out for the production awards will be held on Saturday at 8:00pm and Sunday at 8:00pm of the fair. Awards will be presented during the Tuesday dairy show.

Market Goat Information

1. Meat market goats can be wethers or does. There is no longer a birthdate requirement for market goats. Meat market goats must fall within the weight requirements **(60 – 120#)**. Dairy market goats must fall within the weight requirements **(60-140#)**. Please work with your breeder, committee, and advisors to select a goat that will meet those guidelines.
2. ALL Market Goats must have a Scrapie Identification Tag in an ear by June 1 prior to entry into 4-H Online Animal ID. Tattoos are not permitted on Meat Market Goats. We suggest using a metal scrapie tag for LaMancha market goats.
3. Each member must identify ALL market animals in his/her name in 4-H Online if they intend to exhibit the animal. Exhibitors are limited to tagging in four market goats.
4. Exhibitors may only show and sell one market goat at the Wayne County Junior Fair.
5. **Sale Photograph:** Champions will be the only animals to enter the sale ring. All market goat exhibitors must submit a photograph for the sale with your Fairy Entry due on August 1st.
6. **Bred, Born, and Raised Rule:** Exhibitors may only enter one class - either Class 1 market class or Class 2, Wayne County Bred, Born, and Raised class. See rules below. If the paperwork is not completed and submitted on time, the exhibitor cannot show in this class. The exhibitor must also make a Jr. Fair class entry for the Bred, Born, and Raised class by August 1st to be eligible for the class.
7. All market and lactating animals must complete an electronic DUNF before check-in at the fair. See the August edition of The Link for more information.
8. **Market Goats will be weighed Thursday check-in 5:00pm-8:00pm and Friday check -in 9:00am-8:00pm.** Exhibitors are responsible for seeing that their animals are weighed. No goats can be shown or sold at the auction unless they have been weighed.
9. **Weight:** Meat Market Goats weighing **less than 60lbs or more than 120lbs** will not meet weight requirements. Dairy Market Goats **weighing less than 60lbs or more than 140lbs** will not meet weight requirements. Underweight goats will be sent home immediately following weigh-in. Overweight goats will receive turn price and will not be eligible for awards.
10. Animals entered in the ***Dairy Market Goat Class*** must be a dairy breed wether. Dairy breed means both the buck and doe are of pure dairy breed. Examples would be Alpine, Nubian, etc. Animals in the ***Meat Market Goat Class*** must be a meat breed or meat crossbreed wether. Examples would be Boer, Boer crossbreeds, Spanish, etc.
11. **Awards:** All exhibitors who receive a trophy, plaque, or other award sponsored by a donor are expected to send a Thank You note to the sponsor(s). The Thank You card will be provided with your award. Please turn in your unsealed thank you card to the Jr. Fair Office by the end of the fair. Failure to turn in a thank you card may result in a loss of premium. The name and address of the sponsor can be found on the award. If you cannot find it, contact the Jr. Fair Secretary.
12. The market goat classes are TERMINAL show classes. All market goats will be sold on Wednesday at the Junior Fair Auction and MUST go to a market designated by the Senior Fair Board. For tracking and loading purposes, all market goats will be housed together.
13. **Sale: Goats are sold by the head rather than by the pound.** Only champions will enter the sale ring. ALL underweight animals will be sent home after weigh-in. ALL overweight goats can stay and show, but

not sell in the auction - they will receive turn price.

- 14.** Exhibitors selling their animal(s) at the Junior Fair Sale MUST send a “thank you” note to the buyer(s). This “thank you” note is to be delivered to the Extension Office beginning the Monday after the fair in a stamped, sealed and addressed envelope, and no later than one week after the sale. *Checks for the sale of market animals will be sent to members only after a “thank you” note is presented to the Extension Office.*

Wayne County Bred, Born, and Raised Goat Information

- All goats must be bred, born, and raised in Wayne County, Ohio and raised by a Wayne County 4-H or FFA member within the borders of Wayne County.
- You must also enter the appropriate class when completing your fair entry on August 1st. If your market goat is a Wayne County bred born and raised goat, enter the Wayne County Bred Born and Raised class. You may change your class from WCBBR to market class, but you cannot change from market class to WCBBR.

Saturday Show Order

Meat Breeding Doe Classes
Doe Final Drive
Meat Market Goat Showmanship (oldest-
youngest)
Showmanship Challenge
Wayne County Bred Born and Raised Market
Classes
WCBBR Final Drive
Meat Market Goat Classes
Meat Market Goat Final Drive
Overall Market Goat Final Drive

Wednesday Show Order

Pygmy showmanship (oldest - youngest)
Showmanship Challenge
Doe Classes
Doe Final Drive
Wether Classes
Wether Final Drive
Overall Goat Showman Contest (for participation in
Showman of Showmen)

Tuesday Show Order

Junior Dairy Doe Classes
Senior Dairy Doe Classes
Doe Final Drive
Dairy Goat showmanship (oldest -
youngest)
Dairy Showmanship Challenge
WCBBR Dairy Market Classes
WCBBR Final Drive
Dairy Market Classes
Dairy Market Final Drive
Dairy Market Goat Final Drive
Pet Wether Goat Classes
Harness Class
Cart Class
Pack Goat Classes
Pygmy Goat Obstacle Course Classes

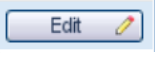
4HOnline Animal ID Instructions

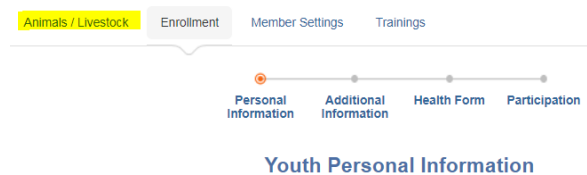
Every animal that may be taken to the fair **MUST** be entered into Oh.4honline.com. Please complete the following steps through 4-H Online to add your information.

Step 1:

- Log in to Oh.4honline.com
- Click "I have a profile"

- Click 

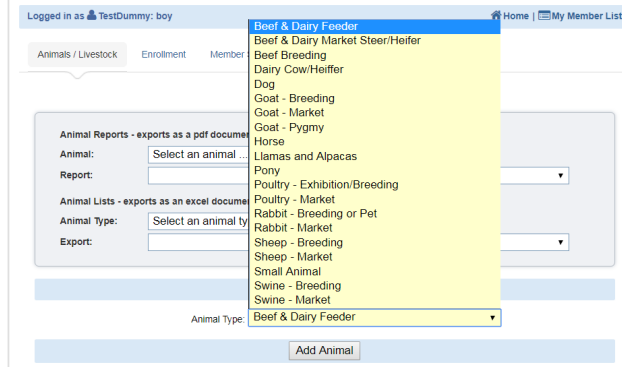
- To the right of your name, click .



- Next, click on the Animals/Livestock tab.

Step 2:

- Select the animal type you want to submit then click "Add Animal"



Step 3:

- Fill in the information – **ALL BOLD FIELDS MUST BE COMPLETED!**
- Add documents and photos of your animal. Click the "Select" button and find the file or photo. (Acceptable file formats include PDF or .jpg)

Step 4:

- **MAKE SURE ALL INFORMATION IS COMPLETE AND ACCURATE!** You cannot edit the information once you hit save.



- After you have made sure everything is complete, click

**** To add additional animals, start at Step 2 and repeat! ****

If you happen to find a mistake on an animal that has already been submitted, it cannot be edited by members. You will need to create a new animal with the correct information, or you can contact the Extension office and they will make the change only if it is before the deadline. The **ONLY** exemption to this is if an animal tag is lost and replaced.

Species specific requirements can be found at wayne.osu.edu/help


The following is a listing of fields in 4-HOnline and which are required and which are optional.

	Market Goat	Breeding Goat (meat, dairy, pygmy, harness or pack)
Tag (Identifier)	<i>Required</i>	<i>Required - or Tattoo #</i>
Animal Age	Optional	Optional
Animal Name	<i>Required</i>	<i>Required (please indicate if: meat, dairy, pygmy, harness or pack)</i>
Animal Birthdate	<i>Required</i>	<i>Required</i>
Breed	<i>Required</i>	<i>Required</i>
Breeder Name	<i>Required - n/a if unknown</i>	<i>Required - n/a if unknown</i>
Colors & Markings	<i>Required</i>	<i>Required</i>
County Raised	<i>Required</i>	<i>Required</i>
Microchip Number	<i>Required</i>	<i>Required</i>
RFID Number	Optional	Optional
Animal Gender	<i>Required</i>	<i>Required</i>
Tattoo	<i>Required</i>	<i>Required</i>
Files/Photos of Animal		
Front of Animal	<i>Required</i>	<i>Required</i>
Left Side of Animal	<i>Required</i>	<i>Required</i>
Right Side of Animal	<i>Required</i>	<i>Required</i>
Tag/Identifier Photo:	<i>Required</i>	<i>Required</i>
County Document	<i>Optional</i>	<i>Optional</i>
Born Bred Raised	<i>Required if BBR Class</i>	<i>n/a</i>

This is a Scrapie Tag
We need both of these numbers
when we ask for your animal's Scrapie tag number!

This is the Flock / Premise ID →


XX123456 US



This is your individual animal number →

- When entering your animals tag number into 4-HOnline we need the flock ID number that starts with what state the animal was bought from. So, if you bought the animal in Ohio it should start with OH.

Not this



We need this combination of letters/numbers for the flock ID

We need this number for the individual animal number