

Wayne County 4-H/FFA & Jr. Fair 2025 Dairy Project Guidelines

PROJECT CHECKLIST

- Check the 4-H calendar for the most up-to-date information regarding our program.
 - <https://wayne.osu.edu/program-areas/4-h-youth-development/4-h-calendar-events>
- Enroll in 4-H** through 4-HOnline (<https://oh.4honline.com/>) by **April 1**. (Individual clubs may set an earlier date)
- Attend Quality Assurance Training:** Following are the dates for the 2025 QA sessions:
 - April 5 from 9 – 10 a.m. (Hammer Time Clinic) at the Wayne County Fairgrounds Coliseum
 - April 10 from 6 – 8 p.m. at Fisher Auditorium – Parent Session offered*
 - May 6 from 6 – 8 p.m. Fisher Auditorium – Parent Session Offered*
 - July 22 from 6 – 8 p.m. (Last Chance) Sequest Arboretum – OSU Campus – Cost is \$25QA must be completed by July 23, 2025
- Wayne County Dairy Clinic:** July 11 at 6 p.m. at the Wayne County Fairgrounds
- Project Record Book:** Purchase, complete, and submit at Skillathon interview judging July 9 and Aug. 6 at the Event Center from 6-9 pm. Guidelines for raising and caring for your dairy animal are available in the Dairy Resource Book.
- Junior Fair Book:** Obtain and read a Wayne County Junior Fair Book for rules and regulations for our county fair.
- Possession Date:** Obtain and care for your animal(s) by June 1. The animal must remain in your care during the entire project period or until the fair.
- Animal ID:** Enter ALL possible eligible animals that you may wish to enter in the fair through 4-H Online by June 1. Help sheets are available at wayne.osu.edu/help. Any leased/borrowed animal must upload lease/borrow agreement form. Lease form is included in this packet

- Outstanding Dairy Exhibitor Judging:** All exhibitors who wish to participate in the Outstanding Market or Breeding Exhibitor program must take a test, which will only be offered on July 8 and Aug. 5 from 5-9 pm. Please visit <https://go.osu.edu/wcoutstandingexhibitorcontest> to learn more details.
 - To be eligible for OME/OBE you must complete the Outstanding Exhibitor Exam test on July 8 *or* Aug. 5 from 5-9 pm at the Wayne County Event Center. If you are not able to attend on these dates, notify the Extension office ASAP. You may take the test at the office between July 8 and Aug. 5 in the office.
 - Awards will be presented at the Recognition Banquet on Nov. 13.
 - You must enroll in Outstanding Exhibitor for your species by Aug. 1 in Fair Entry.

- Project Completion:** Attend and participate in a Wayne County 4-H Skillathon:
 - July 8 from 6-9 p.m. at Wayne County Fair Event Center
 - Aug. 5 from 6-9 p.m. at Wayne County Fair Event Center
 - Or State Fair Dairy Skillathon. Proof of State Fair Skillathon completion must be submitted to the Wayne County Extension Office by Aug. 8.

***New for 2025* – Outstanding Exhibitor Exams will NOT count for Skillathon completion**

- Fair Entries** - Make **ALL** fair entries, **INCLUDING YOUR SHOWMANSHIP ENTRY**, at <https://waynejrfair.fairentry.com> by 11:59 p.m. **Aug. 1**.

***New for 2025* – No changes/additions/corrections will be made on fairentry.com after Aug. 1**

- DUNF:** All market and lactating animals must complete an electronic DUNF before check-in at the fair (see August Link for more information)

- Tack Removal From The Wayne County Fair:** Small tack only may be removed between the hours of 10 p.m. Wednesday thru 9 a.m., Thursday of Fair. Any decorations and large tack **MUST** stay in place until the specified release times of the animal species.

Get Connected

- Check the 4-H calendar** for the most up-to-date information regarding our program.
 - <https://go.osu.edu/4hcalendarevents>

- News and Notes Email Updates**
 - <https://go.osu.edu/newsandnotesemails>

- County Text Messages**
 - <https://go.osu.edu/wctextalerts>

- Read and follow all rules pertaining to your project animal(s) in the Jr. Fair Book (this book should be given to you by your 4-H club advisor in July).*

2025 Dairy Calendar of Events**Wayne County Fair Dairy Check-In / Scratches**

Friday, Sept. 5, from 4 – 10 p.m.

Dairy Animals must be in place by 10 p.m. Friday. The exhibitor need not be present, but a representative of the exhibitor must supply a list of heifers and cows to be shown, class scratches, and properly completed Drug Use Notification Forms (DUNF) for each lactating animal. Those who do not check in will not be permitted to exhibit / show in the Junior Dairy Show. Show number harnesses for all first-year exhibitors may be picked up during check-in.

Dairy Judging Contest

Sunday, Sept. 7

Registration – 8:30 a.m. Contest – 9 a.m.

Junior Dairy Breed Shows

Tuesday, Sept. 9

Holsteins – 9 a.m. Colored Breeds – 1 p.m. (or after the conclusion of the Holstein Show)

Dairy Products Auction

Wednesday, Sept. 10 – 9 a.m. All exhibitors must be present in show whites.

Dairy Showmanship

Wednesday, Sept. 10 – approximately 10:30 a.m. – Coliseum. Showmanship will start with the oldest age division. Showmanship will begin 15 minutes following conclusion of dairy auction AFTER group picture has been taken.

Dairy Release Time

Thursday, Sept. 11 – 10 p.m.

Animals must remain in their stalls until 10 p.m.

Dairy Judging and Quiz Bowl

To participate in the Dairy Judging and/or Quiz Bowl teams, contact the Extension Office at 330-264-8722 for more information.

Dairy Palooza

Saturday, April 26, at Canfield Fairgrounds, Mahoning County

Check for registration information at ohio4h.org

The Wayne County Junior Dairy Judging Contest, open to all 4-H and FFA members, is at 9 a.m. **Sunday, Sept. 7**, in the Wayne County Fair Coliseum. Registration will start at 8:30 am.

Contest awards will be presented at 11:30 a.m. in the **Dairy Education Barn**. Youth can judge in teams and as individuals. A team consists of four members. Divisions are listed in the Junior Fair Book available in July. Six classes will be judged. Cell phones, talking, and cheating will not be tolerated. Parents and coaches are not to be in the ring during the contest.

Team awards: 1st – \$50 2nd – \$30 3rd – \$20

Individual awards: 1st – \$50 2nd – \$30 3rd – \$20 4th – \$15 5th – \$10

Dairy Products Auction

Wednesday, Sept. 10, at 9 a.m. in the Coliseum. All exhibitors must be present in show whites.

Money raised at the Dairy Products Auction will be pooled and divided as follows: a flat fee of no more than \$1,000 may be set aside for youth education activities, Dairy Youth Trip, Quiz Bowl, and Judging Team. Grand Champions: \$150; Reserve Grand Champions: \$100; Junior Champions: \$100; Reserve Junior Champions: \$75. Remaining money will be divided among all animals exhibited (including champions) at a 2:1 ratio (milking cows to dry cows/heifers). If a Junior Champion goes on to win Reserve Grand or Grand Champion, that exhibitor will be paid at the highest level attained. Animals must be exhibited in the show ring or excused by a veterinarian to receive payment.

Award Thank You Notes: All exhibitors who receive a trophy, plaque, or other award sponsored by a donor **MUST** write a thank you note to the sponsor(s). Thank you, cards will be provided with your award. Please turn in your unsealed thank you card to the Junior Fair Office **by the end of the fair**. Failure to turn in a thank you card may result in a loss of premium. The name and address of the sponsor can be found on the award. If you cannot find it, contact the Junior Fair secretary.

Buyer/Add-on Thank You Notes: ALL Junior Fair Exhibitors who have sold a market project or received add-on monies **MUST** write a thank you note to their buyer(s) or add-on donor(s). Exhibitors can find the name and address of the buyer or donor posted on our website **one week after the fair**. The thank you note needs to be placed in a stamped, sealed, and addressed envelope and delivered to the Extension Office before the checks will be sent to the exhibitors.

- *Checks for the market projects or add-on monies will be sent to exhibitors only after a “thank you” note is presented to the Extension Office.*

Herdsman Award Rubric Information



USE THE FOLLOWING RUBRIC TO SCORE CLUBS FOR DAILY HERDSMAN AWARD. IN THE CASE OF A TIE, BEGIN WITH THE CLEAN ANIMAL CATEGORY, COMPARE THE CLUBS IN THE INDIVIDUAL CATEGORY AND CONTINUE DOWN THE CATEGORIES UNTIL THE TIE IS BROKEN. KEEP ALL ORIGINAL SCORES FOR WEEKLY TOTALS AND OVERALL DAIRY HERSDMAN AWARD WINNER.

Category	EXCELLENT - 20 PTS	VERY GOOD - 15 PTS	GOOD PLUS - 10 PTS	GOOD - 5 PTS	NOT GOOD - 0 PTS
CLEAN ANIMALS & BEDDING	All animals are clean. All bedding is clean, dry and enough for all animals.	Almost all animals are clean. Most of the bedding is clean, dry and enough for all animals.	Some animals are clean. Some of the bedding is clean and dry. More is needed.	Few animals are clean. Little of the bedding is clean and dry. More is needed.	Most animals are not clean. None of the bedding is clean and dry. More is needed.
CLEAN AISLES	Aisle is completely clean and easy to walk through.	Aisle is mostly clean and somewhat easy to walk through.	Aisle needs swept but is easy to walk through.	Aisle needs swept and is not easily walked through.	Messy aisle and obstacles that must be walked around.
FEED AND EQUIPMENT	All feed and equipment is neatly stored and out of the way.	Most feed and equipment is neatly stored and out of the way.	Some of the feed and equipment is neatly stored and out of the way.	Little of the feed and equipment is neatly stored and out of the way.	None of the feed and equipment is neatly stored and out of the way.
	EXCELLENT - 10 PTS	VERY GOOD - 8 PTS	GOOD PLUS - 6 PTS	GOOD - 3 PTS	NOT GOOD - 0 PTS
INFORMATION	Exhibitors names, club names, animal names all displayed and easy to read.	Exhibitors names, club names, animal names all displayed and somewhat easy to read.	Exhibitors names, club names, animal names all displayed but not easy to read.	Exhibitor, club or animal names missing.	No information given about project.
APPEAL	All information and decorations look nice and neat and are easy to read.	Most information and decorations look nice and neat and are easy to read.	Some information and decorations look nice and neat and are easy to read.	Few information and decorations look nice and neat and are easy to read.	Nothing looks nice and can not be read.
THANK YOU DISPLAY	Previous Year Buyer Thank You displayed and is easy to read.	Buyer Thank You displayed and easy to read, but not specific to previous year.	Buyer Thank You is displayed, but is not easy to read.	Buyer Thank You is hard to read and appears to be an after thought to the display.	No Buyer Thank You displayed.
ANIMALS/TIED/SHOWED	All animals tied correctly, not too short or too long.	Most animals tied correctly.	Some animals tied correctly.	Few animals tied correctly.	No animals tied correctly.

Premiums for the top six clubs will be provided from the Dairy Committee Milkshake Trailer - 1st place, \$150; 2nd place, \$125; 3rd place, \$100; 4th place, \$75; 5th place, \$50; 6th place, \$25.

A daily Herdsman Award will be given, and each winning group will receive an ice cream coupon during the Dairy Products Auction.

A laminated sign designating the daily winners will be given to the winning club each day.

Fair Rules and Information

Please refer to the Junior Fair Book for a complete list of rules.

The Wayne County Junior Fair Book is available to all Junior Fair members in July. All details pertaining to the fair are listed in this book and you can refer to the News and Notes newsletter, which is available online and emailed weekly.

- Exhibitors shall be responsible for regular animal care of their project animal(s), beginning on or before June 1 and continuing through the duration of the fair. Any leased/borrowed animal must fill out a Lease/Borrow application and upload it with their animal ID. Form is available at the Extension Office and must be submitted by June 1.
- Only one entry per member is permitted in a class.
- A dairy animal may only be exhibited by one junior fair member at one county / independent junior fair and the Ohio State Junior Fair. The same Dairy animal cannot be exhibited by another junior fair member at any other junior fair show in the same year. If the animal is shown at another junior fair show, the animal is disqualified and loses its dairy auction money and premiums.
- Each family should have the 4-H Dairy Resource Book. Each member needs to complete the 4-H Dairy Cow and/or Calves and Heifers Project Record Book or the online spreadsheets. • 4-H members may use the Online Dairy Record Spreadsheets developed by The Ohio State University instead of the printed record book. Please visit wayne.osu.edu/dairy to access the spreadsheets.
- Each member must participate in a state-approved Quality Assurance training and the Wayne County Skillathon Interviews or Ohio State Fair Dairy Skillathon in order to be eligible to exhibit at the Wayne County Junior Fair. OSF Skillathon does NOT count for ODE but can be worth a bonus point toward ODE. If completing QA and/or Skillathon outside of the county, you must submit proof of completion to the Extension office. Participation in Dairy Palooza can count for your Quality Assurance training, but you MUST still participate in Wayne County or Ohio State Fair Dairy Skillathon or livestock project interview. This serves as the completion of your 4-H project and is required to exhibit and show at the Wayne County Junior Fair.
- Guidelines for training and showing your dairy project are listed in your 4-H Dairy Resource Book. There will be a Dairy Clinic at the Wayne County Fairgrounds in the summer to provide tips, suggestions, and Skillathon preparation information.
- No horns permitted on any dairy animals: animals with horns or ringworm will not be permitted to be unloaded.
- Show whites are required for dairy project exhibition, or member will forfeit auction money. No farm shirts.
- Only high grade or purebred animals may be shown at the fair. Animals showing mixed breed characteristics may not be shown. Final decision is at the discretion of the Dairy Committee.
- Any heifer that has freshened will show in the 2-year-old class. Exception for Holstein & Jersey Milking Yearling Class.
- Showmanship contestants must exhibit their own project animal that was shown in Junior Fair classes by the individual, unless excused by the Dairy Committee. Each contestant must show his/her own animal but during the course of the contest may be asked by the judge to show some other animal.

All exhibitors who receive a trophy, plaque, or other award sponsored by a donor are expected to turn in a written, signed and unsealed Thank You note to the sponsor(s). Thank-you cards will be provided with your award. Please drop your unsealed thank you card into the Award Box located in the Coliseum or the Junior Fair. Failure to turn in a written and signed thank-you note may result in a loss of premium and auction money. The name and address of the sponsor can be found on the award. If you cannot find it, contact the Junior Fair secretary

4-H/FFA Dairy Lease

PURPOSE OF THE LEASE – The purpose of this lease agreement is to provide additional positive learning experiences for the 4-H/FFA member that would have otherwise been unavailable.

To provide a youth with the opportunity of participating in the 4-H/FFA Dairy program when one or more of the following conditions exists:

1. The youth member does not have a suitable long care opportunity.
2. The family is unable to purchase a Dairy animal.

The lease is to be in place by June 1 (ORC 901-19-39) and be in effect until the end of the project. However, the county may require it be submitted at an earlier date (i.e. project enrollment deadline).

Leasing MARKET animals for youth exhibition projects is NOT permitted under any circumstances.

II. RULES FOR LESSORS OF DAIRY TO 4-H/FFA YOUTH

1. The lessor (owner) of the DAIRY animal relinquishes all rights to train the animal, and the lessee has priority right to show the dairy animal during the term of the lease. Potential lessors should not lease dairy animals they want to show on a regular basis during the term of the lease.
2. An animal cannot be leased to more than one youth per project year and may only be exhibited by the lessee in any junior exhibition, including at the Ohio State Fair.
3. The lessor may not take the dairy animal back prior to the end of the lease unless the youth is neglecting or abusing the animal, or the youth agrees to return the animal.
4. The lessor should have the youth sign whatever agreements they decide upon in regard to care of the animal, but no agreement will supersede the terms of this contract.
5. The lessor will allow the lessee to transport and show the animal in 4-H/FFA, open, or breed shows.
6. The leased animal cannot be consigned or sold through an auction or any other type of transaction, even if the owner or exhibitor “buys back” the animal.

If animal remains on lessor’s property during the lease, the lessor agrees to:

- Cooperate with the lessee in scheduling times to allow the member to work with/care for the animal(s) on the lessor’s property.
- Help the lessee better understand the dairy industry.
- Teach the lessee proper techniques in dairy animal care.

III. RULES FOR LESSEES

1. The lessee is responsible for the daily care of the animal in whatever manner decided upon by them and the lessor. However, this must include major responsibility and performance by the lessee for this care.
2. The lessee will be responsible to write up an agreement in consultation with the lessor to cover who is responsible for expenses of care of the animal and who is liable in case of injury or death of the animal. Both the lessor and lessee must sign it, and a copy of that agreement be attached to this contract agreement.
3. Showing expenses will be the responsibility of the lessee.
4. The lessee is responsible to take this completed contract to the County 4-H Educator/FFA Advisor by June 1: (ORC 901-19-39).

I. DESCRIPTION OF DAIRY ANIMAL – Attach color photo of animal.**Species:** Goat Dairy Cattle

Name: _____ Tag Number: _____

Registration Number (if applicable): _____

Breed: _____ Sex: _____ Birth Date: _____

Color: _____ Markings: _____

Distinguishing Marks (scars, unique colorings, etc.): _____

Attach photos here

Lessor

Name _____

(print)

Address _____

City _____

Date _____

Signature _____

Lessee

Name _____

(print)

Address _____

City _____

Date _____

Signature _____

This lease has been approved by:

Parent/Guardian Signature _____

date

Wayne County Junior Fair 2025 Dairy Animal ID Help Sheet

Listing of Required and Optional Fields / Information by Animal Species

Note: **Required – N/A** means that you must enter something in that field, but there is no particular information we need – so you can just enter N/A.

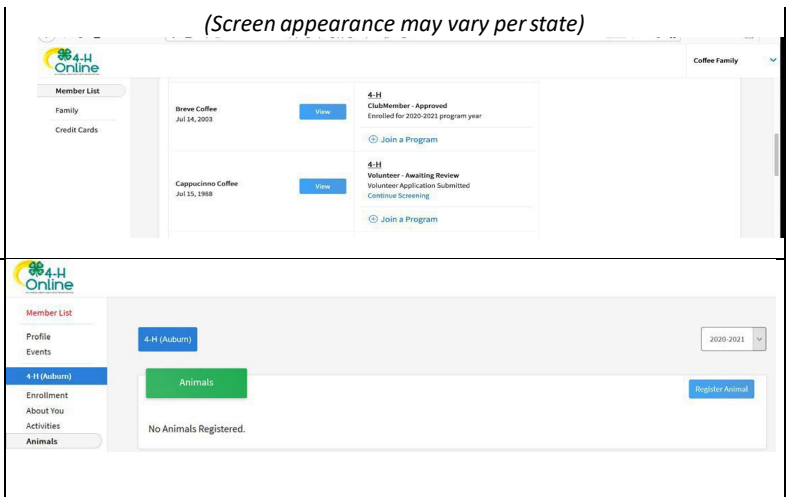
Dairy	
Dairy Cow/Heifer	
Tag (Identifier)	Required
Animal Age	Optional
Animal Name	Required
Animal Birthdate	Required
Breed	Required
Breeder Name	Required – n/a if unknown
Colors & Markings	Required
County Raised	Optional
RFID	Optional
Animal Gender	Required
Tattoo	Optional
Files/Photos of Animal	
Front of Animal	Required
Left Side of Animal	Required
Right Side of Animal	Required
Tag/Identifier Photo:	Required
Lease Form	Required
Born Bred Raised	Optional
Breed Registration	Optional

Steps

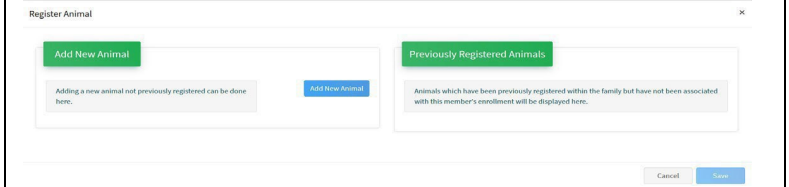
1. Log in to your family account.
2. Click to View the Member’s record for whom you would like to add an animal.

3. Click Animals in the navigation pane.
4. Click the blue Register Animal button.

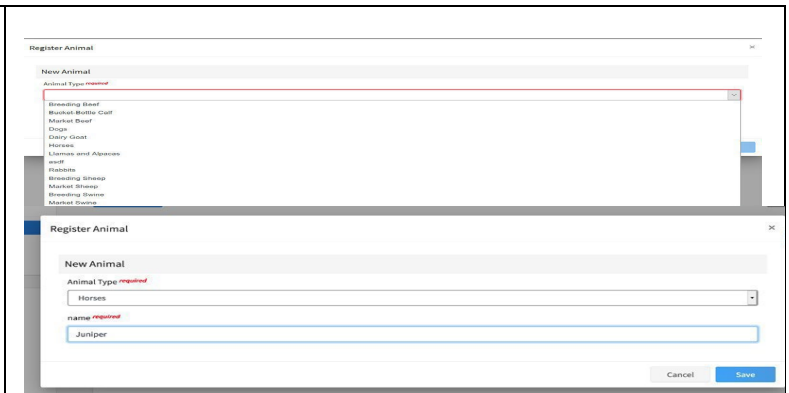
(Screen appearance may vary per state)



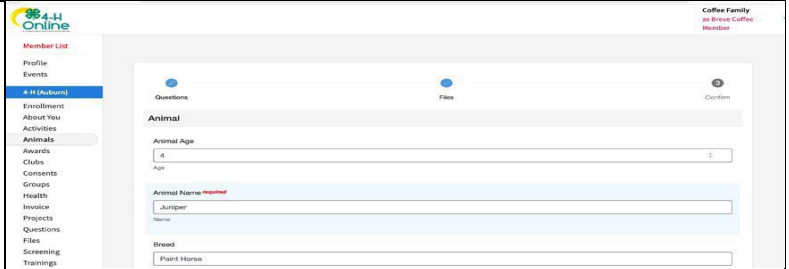
5. Click Add New Animal to start adding a new animal.



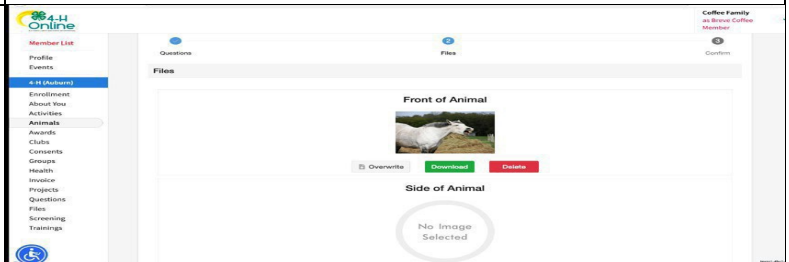
6. Select the appropriate animal type from the drop-down menu.
 7. Enter the required Tag, Tattoo, or Animal Name as directed.
 8. Click Save.



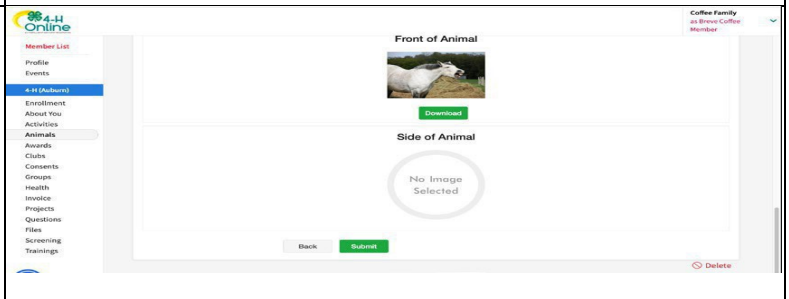
9. Complete each of the required fields and optional fields as needed.
 ** Please note that the fields may vary by state and animal type.
 10. Click the Next button at the bottom of the form.



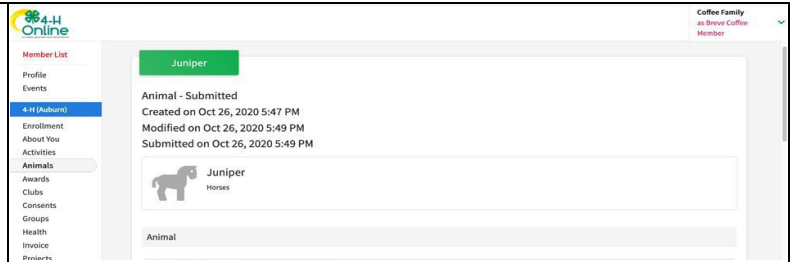
11. Upload any required or optional files for this animal.
 12. Click the Next button



13. Review the entered information. Use the Back button at the bottom of the page to return to the previous screen to make corrections.
 14. Once the entered information is correct and reviewed, click the Submit button.



15. The animal information will display on the screen with the status, created, modified, and submitted date and time stamp (local time).



Click on the Animals tab from your account at any time to view the status for all of the animals for a member in the family.

