

# # 91 Discovering 4-H

## Project Checklist

- Read and follow all rules** pertaining to your project in this document and the Jr Fair book
- Enroll in 4-H by April 1, 2015**  
(Enrollment form should be turned into your club advisor before this date)
- Attend Project Judging** July 13 or August 11
- Make a Jr Fair Entry** for your project by August 1, 2015 (if you want to exhibit at the fair)  
Entries for the Fair must be made by class number, not project number. Refer to Jr. Fair Handbook for class entry listings and numbers. (Entry form should be turned into your club advisor before this date)  
(Entry form should be turned into your club advisor before this date)

PROJECT	PROJECT REQUIREMENTS	JUDGING REQUIREMENTS	FAIR EXHIBIT
#91 Discovering 4-H	-Bring your completed project book to judging.	-Bring your completed book to judging.  -Bring a poster showing one phase or something you learned, in the project.  -Make sure all posters have the members name, club, and project printed on the front of the poster.	-The poster board from judging.  - Foam board is not permitted.

## IMPORTANT DATES

Ask your project or organizational advisor or call the Extension office (330-264-8722) for more information about the following events.

### Early Still Project and Small Animal Judging

**July 13, 2015**

7:00 - 8:30 p.m. at the Fisher Auditorium, OARDC Campus

### Second Still Project/Small Animal And Gardening Judging

**August 11, 2015**

6:00 - 9:00 p.m. at Wayne County Fairgrounds

Report to the Registration Area first, then you will be instructed which area to report to.

**Please Note:** Members who participate in the Early Judging (July 13), and are not displaying their exhibit in a club booth, must bring their exhibit to the Junior Fair Building on August 11 from 6:30 till 8:30 p.m.

Please be sure to bring your ribbons, we recommend you put your name on the back of each ribbon.

# # 132 Llama and Alpaca

## Project Checklist

- Read and follow all rules** pertaining to your project in this document and the Jr Fair book
- Enroll in 4-H by April 1, 2015**  
(Enrollment form should be turned into your club advisor before this date)
- Attend Project Judging** July 13 or August 11
- Make a Jr Fair Entry** for your project by August 1, 2015 (if you want to exhibit at the fair)  
Entries for the Fair must be made by class number, not project number. Refer to Jr. Fair Handbook for class entry listings and numbers. (Entry form should be turned into your club advisor before this date)

PROJECT	PROJECT REQUIREMENTS	JUDGING REQUIREMENTS	FAIR EXHIBIT
#132 Llama & Alpaca Project	-Bring your completed project book to judging.	-Bring your completed book to judging. -Bring a 22" x 28" full-size poster or an educational display, showing something you learned from the project. -Make sure all posters have the members name, club, and project printed on the front of the poster. - Llamas or Alpacas are not allowed at the judging or fair.	-The poster board from Judging.  - Foam board is not permitted.

## IMPORTANT DATES

Ask your project or organizational advisor or call the Extension office (330-264-8722) for more information about the following events.

### Early Still Project and Small Animal Judging

**July 13, 2015**

7:00 - 8:30 p.m. at the Fisher Auditorium, OARDC Campus

### Second Still Project/Small Animal And Gardening Judging

**August 11, 2015**

6:00 - 9:00 p.m. at Wayne County Fairgrounds

Report to the Registration Area first, then you will be instructed which area to report to.


**Please Note:** Members who participate in the Early Judging (July 13), and are not displaying their exhibit in a club booth, must bring their exhibit to the Junior Fair Building on August 11 from 6:30 till 8:30 p.m.

Please be sure to bring your ribbons, we recommend you put your name on the back of each ribbon.

# #140 Swine Breeding

## Project Checklist

- Read and follow all rules** pertaining to your project in this document and the Jr Fair book
- Enroll in 4-H by April 1, 2015**  
(Enrollment form should be turned into your club advisor before this date)
- Attend Project Judging** July 13 or August 11
- Make a Jr Fair Entry** for your project by August 1, 2015 (if you want to exhibit at the fair)  
Entries for the Fair must be made by class number, not project number. Refer to Jr. Fair Handbook for class entry listings and numbers. (Entry form should be turned into your club advisor before this date)

PROJECT	PROJECT REQUIREMENTS	JUDGING REQUIREMENTS	FAIR EXHIBIT
#140 Swine Breeding  	-Bring your completed project book to judging.	-Bring your completed book to judging. -Bring a 22" x 28" full-size poster or an educational display, showing something you learned from the project. -Make sure all posters have the members name, club, and project printed on the front of the poster.	-The poster board from Judging.  - Foam board is not permitted.

## IMPORTANT DATES

Ask your project or organizational advisor or call the Extension office (330-264-8722) for more information about the following events.

### Early Still Project and Small Animal Judging

**July 13, 2015**

7:00 - 8:30 p.m. at the Fisher Auditorium, OARDC Campus

### Second Still Project/Small Animal And Gardening Judging

**August 11, 2015**

6:00 - 9:00 p.m. at Wayne County Fairgrounds

Report to the Registration Area first, then you will be instructed which area to report to.

**Please Note:** Please Note: Members who participate in the Early Judging (July 13), and are not displaying their exhibit in a club booth, must bring their exhibit to the Junior Fair Building on August 11 from 6:30 till 8:30 p.m.


Please be sure to bring your ribbons, we recommend you put your name on the back of each ribbon.

# #150TE Raising Turkey - (Fancy Turkeys Only)

(If you are taking Meat Turkeys see Poultry Guidelines!)

## Project Checklist

- Read and follow all rules** pertaining to your project in this document and the Jr Fair book
- Enroll in 4-H by April 1, 2015**  
(Enrollment form should be turned into your club advisor before this date)
- Attend Project Judging** July 13 or August 11
- Attend Skillathon** July 17, 22 or 29, 2014 from 7-9 pm
- Make a Jr Fair Entry** for your project by August 1, 2015 (if you want to exhibit at the fair)  
Entries for the Fair must be made by class number, not project number. Refer to Jr. Fair Handbook for class entry listings and numbers. (Entry form should be turned into your club advisor before this date)

PROJECT	PROJECT REQUIREMENTS	JUDGING REQUIREMENTS	FAIR EXHIBIT
#166 Fancy Turkeys  	-Bring your completed project book to judging.  - Participate in Skillathon	-Bring your completed book to judging. -Bring a 22" x 28" full-size poster or an educational display, showing something you learned from the project. -Make sure all posters have the members name, club, and project printed on the front of the poster. - Fancy turkeys are not allowed at the judging or fair.	-The poster board from Judging.  - Foam board is not permitted.

## IMPORTANT DATES

Ask your project or organizational advisor or call the Extension office (330-264-8722) for more information about the following events.

### Early Still Project and Small Animal Judging

**July 13, 2015**

7:00 - 8:30 p.m. at the Fisher Auditorium,  
OARDC Campus

### Second Still Project/Small Animal Judging

**August 11, 2015**

6:00 - 9:00 p.m. at Wayne County Fairgrounds

### Skillathon Dates

at the Fisher Auditorium (OARDC)  
**July 17, 22, & 29 2014** - 7:00 – 9:00 p.m.

**Please Note:** Members who participate in the Early Judging (July 13), and are not displaying their exhibit in a club booth, must bring their exhibit to the Junior Fair Building on August 11 from 6:30 till 8:30 p.m. Please be sure to bring your ribbons, we recommend you put your name on the back of each ribbon.

# #173 Horseless Horse

## Project Checklist

- Read and follow all rules** pertaining to your project in this document and the Jr Fair book
- Enroll in 4-H by April 1, 2015**  
(Enrollment form should be turned into your club advisor before this date)
- Attend Project Judging** July 13 or August 11
- Make a Jr Fair Entry** for your project by August 1, 2015 (if you want to exhibit at the fair)  
Entries for the Fair must be made by class number, not project number. Refer to Jr. Fair Handbook for class entry listings and numbers. (Entry form should be turned into your club advisor before this date)

PROJECT	PROJECT REQUIREMENTS	JUDGING REQUIREMENTS	FAIR EXHIBIT
# 173 Horseless Horse	Complete the project requirements in your book.	-Bring completed book to judging. -Bring a 22" x 28" full-size poster or an educational display, showing something you learned from the project.	-Exhibit either their poster or educational display that they took to judging. - Foam board is not permitted.

## IMPORTANT DATES

Ask your project or organizational advisor or call the Extension office (330-264-8722) for more information about the following events.

### Early Still Project and Small Animal Judging

**July 13, 2015**

7:00 - 8:30 p.m. at the Fisher Auditorium, OARDC Campus

### Second Still Project/Small Animal And Gardening Judging

**August 11, 2015**

6:00 - 9:00 p.m. at Wayne County Fairgrounds

Report to the Registration Area first, then you will be instructed which area to report to.


**Please Note:** Members who participate in the Early Judging (July 13), and are not displaying their exhibit in a club booth, must bring their exhibit to the Junior Fair Building on August 11 from 6:30 till 8:30 p.m.

Please be sure to bring your ribbons, we recommend you put your name on the back of each ribbon.

# #215 – Cavy Project

## Project Checklist

- Read and follow all rules** pertaining to your project in this document and the Jr Fair book
- Enroll in 4-H by April 1, 2015**  
(Enrollment form should be turned into your club advisor before this date)
- Attend Project Judging** July 13 or August 11
- Make a Jr Fair Entry** for your project by August 1, 2015 (if you want to exhibit at the fair)  
Entries for the Fair must be made by class number, not project number. Refer to Jr. Fair Handbook for class entry listings and numbers. (Entry form should be turned into your club advisor before this date)

PROJECT	PROJECT REQUIREMENTS	JUDGING REQUIREMENTS	FAIR EXHIBIT
#215 Cavy Project	Complete the project requirements in your book.  	-Bring your completed book to judging. -Members may bring their animal to judging if it does not present a threat to the animal or others with whom the animals it comes in contact. -Bring a 22" x 28" full-size poster or an educational display, showing something you learned from the project. -It is recommended that you make your poster board educational. -Make sure all posters have the members name, club, and project printed on the front of the poster.	-Exhibit either their poster or educational display that they took to judging.  - Foam board is not permitted.

## IMPORTANT DATES

Early Still Project Judging is July 13, 2015 from 7:00 - 8:30 p.m. at the Fisher Auditorium, OARDC Campus

Second Still Project is August 11, 2015 from 6:00 - 9:00 p.m. at Wayne County Fairgrounds

**Please Note:** Members who participate in the Early Judging (July 13), and are not displaying their exhibit in a club booth, must bring their exhibit to the Junior Fair Building on August 11 from 6:30 till 8:30 p.m.

Please be sure to bring your ribbons, we recommend you put your name on the back of each ribbon.

For information on participating at the Ohio State Fair, look for entry information online at:


<http://4hansci.osu.edu/companion>

**Any projects winning a best of show award must be displayed at the Wayne County Fair to receive the award.**

**# 216 Cats I - Purr-fect Pals**  
**# 217 Cats II - Climbing Up**  
**# 218 Cats III - Leaping Forward**

**Project Checklist**

- Read and follow all rules** pertaining to your project in this document and the Jr Fair book
- Enroll in 4-H by April 1, 2015**  
(Enrollment form should be turned into your club advisor before this date)
- Attend Project Judging** July 13 or August 11
- Make a Jr Fair Entry** for your project by August 1, 2015 (if you want to exhibit at the fair)  
Entries for the Fair must be made by class number, not project number. Refer to Jr. Fair Handbook for class entry listings and numbers. (Entry form should be turned into your club advisor before this date)

PROJECT	PROJECT REQUIREMENTS	JUDGING REQUIREMENTS	FAIR EXHIBIT
<b># 216 Cats I</b> <b># 217 Cats II</b> <b># 218 Cats III</b>	Complete the project requirements in your book.  <div style="text-align: center;">  <p>Eligible Project</p> </div>	-Bring your completed project book to judging. - Create a poster board with at least one 5" x 7" picture of the member and their animal. The poster board must be 22" x 28". -It is recommended that you make your poster board educational. -Make sure all posters have the members name, club, and project printed on the front of the poster. -Members can bring their animal to judging if it does not present a threat to the animal or others with whom the animal comes in contact.	-Exhibit poster display that they took to judging  -Foam board is not permitted

**IMPORTANT DATES**

Ask your project or organizational advisor or call the Extension office (330-264-8722) for more information about the following events.

Early Still Project and Small Animal Judging - July 13, 2015  
 7:00 - 8:30 p.m. at the Fisher Auditorium, OARDC Campus

Second Still Project/Small Animal And Gardening Judging - August 11, 2015  
 6:00 - 9:00 p.m. at Wayne County Fairgrounds

**Please Note:** Members who participate in the Early Judging (July 13), and are not displaying their exhibit in a club booth, must bring their exhibit to the Junior Fair Building on August 11 from 6:30 till 8:30 p.m. Please be sure to bring your ribbons, we recommend you put your name on the back of each ribbon.

For information on participating at the Ohio State Fair, look for entry information online at:


<http://4hansci.osu.edu/companion>

**Any projects winning a best of show award must be displayed at the Wayne County Fair to receive the award.**

# # 220 Pocket Pets

## Project Checklist

- Read and follow all rules** pertaining to your project in this document and the Jr Fair book
- Enroll in 4-H by April 1, 2015**  
(Enrollment form should be turned into your club advisor before this date)
- Attend Project Judging** July 13 or August 11
- Make a Jr Fair Entry** for your project by August 1, 2015 (if you want to exhibit at the fair)  
Entries for the Fair must be made by class number, not project number. Refer to Jr. Fair Handbook for class entry listings and numbers. (Entry form should be turned into your club advisor before this date)

PROJECT	PROJECT REQUIREMENTS	JUDGING REQUIREMENTS	FAIR EXHIBIT
<b># 220</b> Pocket Pets  	Complete the project requirements in your book.	-Bring your completed project book to judging. - Create a poster board with at least one 5" x 7" picture of the member and their animal. The poster board must be 22" x 28". -It is recommended that you make your poster board educational. -Make sure all posters have the members name, club, and project printed on the front of the poster. -Members can bring their animal to judging if it does not present a threat to the animal or others with whom the animal comes in contact.	-Exhibit poster display that they took to judging  -Foam board is not permitted.

### IMPORTANT DATES

Ask your project or organizational advisor or call the Extension office (330-264-8722) for more information about the following events.

Early Still Project and Small Animal Judging - July 13, 2015

7:00 - 8:30 p.m. at the Fisher Auditorium, OARDC Campus

Second Still Project/Small Animal And Gardening Judging - August 11, 2015

6:00 - 9:00 p.m. at Wayne County Fairgrounds

**Please Note:** Members who participate in the Early Judging (July 13), and are not displaying their exhibit in a club booth, must bring their exhibit to the Junior Fair Building on August 11 from 6:30 till 8:30 p.m. Please be sure to bring your ribbons, we recommend you put your name on the back of each ribbon.

Animals are permitted at both Judging Events

For information on participating at the Ohio State Fair, look for entry information online at:

<http://4hansci.osu.edu/companion>


**Any projects winning a best of show award must be displayed at the Wayne County Fair to receive the award.**



# #230 PET PALS

## Project Checklist

- Read and follow all rules** pertaining to your project in this document and the Jr Fair book
- Enroll in 4-H by April 1, 2015**  
(Enrollment form should be turned into your club advisor before this date)
- Attend Project Judging** July 13 or August 11
- Make a Jr Fair Entry** for your project by August 1, 2015 (if you want to exhibit at the fair)  
Entries for the Fair must be made by class number, not project number. Refer to Jr. Fair Handbook for class entry listings and numbers. (Entry form should be turned into your club advisor before this date)

PROJECT	PROJECT REQUIREMENTS	JUDGING REQUIREMENTS	FAIR EXHIBIT
<b># 230 Pet Pals</b>  <u>This project must be taught by a certified instructor.</u>  	Complete the project requirements in your book.	-Bring your completed project book to judging. - Create a poster board with at least one 5" x 7" picture of the member and their animal. The poster board must be 22" x 28". -It is recommended that you make your poster board educational. -Make sure all posters have the members name, club, and project printed on the front of the poster. -Members can bring their animal to judging.	-Exhibit poster display that they took to judging.  -Foam board is not permitted.

### IMPORTANT DATES

Ask your project or organizational advisor or call the Extension office (330-264-8722) for more information about the following events.

Early Still Project and Small Animal Judging - July 13, 2015

7:00 - 8:30 p.m. at the Fisher Auditorium, OARDC Campus

Second Still Project/Small Animal And Gardening Judging - August 11, 2015

6:00 - 9:00 p.m. at Wayne County Fairgrounds

Report to the Registration Area first, then you will be instructed which area to report to.

### Please Note

Please Note: Members who participate in the Early Judging (July 13), and are not displaying their exhibit in a club booth, must bring their exhibit to the Junior Fair Building on August 11 from 6:30 till 8:30 p.m.

Please be sure to bring your ribbons, we recommend you put your name on the back of each ribbon.

For information on participating at the Ohio State Fair, look for entry information online at:

<http://4hansci.osu.edu/companion>

**Any projects winning a best of show award must be displayed at the Wayne County Fair to receive the award.**

**#244 Vet 1, From Airedales to Zebras**  
**#245 Vet 2, All Systems Go**  
**#246 Vet 3, On the Cutting Edge**

**Project Checklist**

- Read and follow all rules** pertaining to your project in this document and the Jr Fair book
- Enroll in 4-H by April 1, 2015**  
 (Enrollment form should be turned into your club advisor before this date)
- Attend Project Judging** July 13 or August 11
- Make a Jr Fair Entry** for your project by August 1, 2015 (if you want to exhibit at the fair)  
 Entries for the Fair must be made by class number, not project number. Refer to Jr. Fair Handbook for class entry listings and numbers. (Entry form should be turned into your club advisor before this date)

PROJECT	PROJECT REQUIREMENTS	JUDGING REQUIREMENTS	FAIR EXHIBIT
#244 Vet 1 #245 Vet 2 #246 Vet 3	Complete the requirements in your project book.	-Bring your completed project book to judging. -Bring a poster showing one phase, or something you learned, in the project.	-Exhibit the poster. -Foam board is not permitted.



**IMPORTANT DATES**

Ask your project or organizational advisor or call the Extension office (330-264-8722) for more information about the following events.

Early Still Project and Small Animal Judging - July 13, 2015  
 7:00 - 8:30 p.m. at the Fisher Auditorium, OARDC Campus

Style Revue and State Fair Awards Program - July 14, 2015  
 7 pm at Fisher Auditorium, OARDC

Family and Friends are invited to see the Wayne County State Fair Representatives in all State Fair eligible 4-H project areas and the 4-H Style Review.

Second Still Project/Small Animal And Gardening Judging - August 11, 2015  
 6:00 - 9:00 p.m. at Wayne County Fairgrounds


**Please Note:** Members who participate in the Early Judging (July 13), and are not displaying their exhibit in a club booth, must bring their exhibit to the Junior Fair Building on August 11 from 6:30 till 8:30 p.m. Please be sure to bring your ribbons, we recommend you put your name on the back of each ribbon.

State Fair Selection for projects that offer State Fair Competition will take place at the July 13 judging.

# # 300 You're the Athlete

## Project Checklist

- Read and follow all rules** pertaining to your project in this document and the Jr Fair book
- Enroll in 4-H by April 1, 2015**  
(Enrollment form should be turned into your club advisor before this date)
- Attend Project Judging** July 13 or August 11
- Make a Jr Fair Entry** for your project by August 1, 2015 (if you want to exhibit at the fair)  
Entries for the Fair must be made by class number, not project number. Refer to Jr. Fair Handbook for class entry listings and numbers. (Entry form should be turned into your club advisor before this date)

PROJECT	PROJECT REQUIREMENTS	JUDGING REQUIREMENTS	FAIR EXHIBIT
<b># 300 You're the Athlete</b>  Eligible Project	Complete the project requirements on page 5 in your project book.	-Bring completed project book to judging. -Also bring a poster or educational display showing what you learned in the project.	-Exhibit your poster or educational display. -Foam board is not permitted.

## IMPORTANT DATES

Ask your project or organizational advisor or call the Extension office (330-264-8722) for more information about the following events.

### Early Still Project and Small Animal Judging

**July 13, 2015**

7:00 - 8:30 p.m. at the Fisher Auditorium, OARDC Campus

### Style Revue and State Fair Awards Program

**July 14, 2015**

7 pm at Fisher Auditorium, OARDC

Family and Friends are invited to see the Wayne County State Fair Representatives in all State Fair eligible 4-H project areas and the 4-H Style Review.

### Second Still Project/Small Animal And Gardening Judging

**August 11, 2015**

6:00 - 9:00 p.m. at Wayne County Fairgrounds

Report to the Registration Area first, then you will be instructed which area to report to.

**Please Note:** Members who participate in the Early Judging (July 13), and are not displaying their exhibit in a club booth, must bring their exhibit to the Junior Fair Building on August 11 from 6:30 till 8:30 p.m.

Please be sure to bring your ribbons, we recommend you put your name on the back of each ribbon.

State Fair Selection for projects that offer State Fair Competition will take place at the July 13 judging.

## Health and First Aid Projects

**# 351 Staying Healthy**

**# 353 First Aid In Action**

**# 357 Alcohol and Drug Abuse**

**# 358 The Truth About Tobacco**

### Project Checklist

- Read and follow all rules** pertaining to your project in this document and the Jr Fair book
- Enroll in 4-H by April 1, 2015**  
(Enrollment form should be turned into your club advisor before this date)
- Attend Project Judging** July 13 or August 11
- Make a Jr Fair Entry** for your project by August 1, 2015 (if you want to exhibit at the fair)  
Entries for the Fair must be made by class number, not project number. Refer to Jr. Fair Handbook for class entry listings and numbers. (Entry form should be turned into your club advisor before this date)

PROJECT	PROJECT REQUIREMENTS	JUDGING REQUIREMENTS	FAIR EXHIBIT
# 351 Staying Healthy # 353 First Aid In Action # 357 Alcohol Decisions # 358 Tobacco & You	Complete the project requirements in your book.	-Bring your completed book to judging. -Prepare a poster showing one phase or something you learned in the project.	-Exhibit your poster showing one phase or something you learned in the project. -Foam board is not permitted.



### IMPORTANT DATES

Ask your project or organizational advisor or call the Extension office (330-264-8722) for more information about the following events.

#### Early Still Project and Small Animal Judging

**July 13, 2015**

7:00 - 8:30 p.m. at the Fisher Auditorium, OARDC Campus  
Style Revue and State Fair Awards Program

**July 14, 2015**

7 pm at Fisher Auditorium, OARDC

Family and Friends are invited to see the Wayne County State Fair Representatives in all State Fair eligible 4-H project areas and the 4-H Style Review.

#### Second Still Project/Small Animal And Gardening Judging

**August 11, 2015**

6:00 - 9:00 p.m. at Wayne County Fairgrounds

**Please Note:** Members who participate in the Early Judging (July 13), and are not displaying their exhibit in a club booth, must bring their exhibit to the Junior Fair Building on August 11 from 6:30 till 8:30 p.m.

Please be sure to bring your ribbons, we recommend you put your name on the back of each ribbon. State Fair Selection for projects that offer State Fair Competition will take place at the July 13 judging.

# # 352 Keeping Fit

## Project Checklist

- Read and follow all rules** pertaining to your project in this document and the Jr Fair book
- Enroll in 4-H by April 1, 2015**  
(Enrollment form should be turned into your club advisor before this date)
- Attend Project Judging** July 13 or August 11
- Make a Jr Fair Entry** for your project by August 1, 2015 (if you want to exhibit at the fair)  
Entries for the Fair must be made by class number, not project number. Refer to Jr. Fair Handbook for class entry listings and numbers. (Entry form should be turned into your club advisor before this date)

PROJECT	PROJECT REQUIREMENTS	JUDGING REQUIREMENTS	FAIR EXHIBIT
<b># 352 Keeping Fit</b> Recommended ages 14-18.	Complete project requirements listed on page 2 & 3 in the project book.	- Bring your completed project book to judging. - Prepare a poster showing something you learned	- Exhibit your poster - Foam Board is not permitted.



ASK your project or organizational advisor or call the Extension office (330-264-8722) for more information about the following events.

## IMPORTANT DATES

### Early Still Project and Small Animal Judging

**July 13, 2015**

7:00 - 8:30 p.m. at the Fisher Auditorium, OARDC Campus

### Style Revue and State Fair Awards Program

**July 14, 2015**

7 pm at Fisher Auditorium, OARDC

Family and Friends are invited to see the Wayne County State Fair Representatives in all State Fair eligible 4-H project areas and the 4-H Style Review.

### Second Still Project/Small Animal And Gardening Judging

**August 11, 2015**

6:00 - 9:00 p.m. at Wayne County Fairgrounds

**Please Note:** Members who participate in the Early Judging (July 13), and are not displaying their exhibit in a club booth, must bring their exhibit to the Junior Fair Building on August 11 from 6:30 till 8:30 p.m.

Please be sure to bring your ribbons, we recommend you put your name on the back of each ribbon.

State Fair Selection for projects that offer State Fair Competition will take place at the July 13 judging.

Updated March 2015

# # 365 Self-Determined

## Project Checklist

- Read and follow all rules** pertaining to your project in this document and the Jr Fair book
- Enroll in 4-H by April 1, 2015**  
(Enrollment form should be turned into your club advisor before this date)
- Attend Project Judging** July 13 or August 11
- Make a Jr Fair Entry** for your project by August 1, 2015 (if you want to exhibit at the fair)  
Entries for the Fair must be made by class number, not project number. Refer to Jr. Fair Handbook for class entry listings and numbers. (Entry form should be turned into your club advisor before this date)

PROJECT	PROJECT REQUIREMENTS	JUDGING REQUIREMENTS	FAIR EXHIBIT
# 365 Self-Determined	Complete the entire project guide and all activities included within the guide	-Bring your completed project book to judging. -A poster, educational display, or the item you made to judging. -Members should attend an interview/judging event that best suits their project and the judge's expertise.	-Exhibit either your poster, educational display, or the item you made. -Foam board is not permitted.



## IMPORTANT DATES

Ask your project or organizational advisor or call the Extension office (330-264-8722) for more information about the following events.

### Early Still Project and Small Animal Judging - July 13, 2015

7:00 - 8:30 p.m. at the Fisher Auditorium, OARDC Campus

### Style Revue and State Fair Awards Program - July 14, 2015

7 pm at Fisher Auditorium, OARDC

Family and Friends are invited to see the Wayne County State Fair Representatives in all State Fair eligible 4-H project areas and the 4-H Style Review.

### Second Still Project Judging - August 11, 2015

6:00 - 9:00 p.m. at Wayne County Fairgrounds

**Please Note:** Members who participate in the Early Judging (July 13), and are not displaying their exhibit in a club booth, must bring their exhibit to the Junior Fair Building on August 11 from 6:30 till 8:30 p.m.

Please be sure to bring your ribbons, we recommend you put your name on the back of each ribbon.

State Fair Selection for projects that offer State Fair Competition will take place at the July 13 judging.

## Jr Fair Entry Information


**There is only one entry per member permitted in a class.** This means that, Fair premium will be paid only once on a "365: Self-Determined Project," regardless of how many different subject matter areas are explored. See the May Link for further clarification.

# Leadership Projects

<b># 370 One-on-One</b>	<b># 371 4-H Club Leadership</b>	<b>#372 Diversity: The Source of Our Strength</b>
<b>#373 My Hands to larger Service</b>	<b># 374 Teen on Boards</b>	<b># 375 Leadership Road Trip</b>
<b># 377 Finding Your Voice</b>	<b>#378 Leadership Master</b>	<b>#382 Am I Ready For Work?</b>

## Project Checklist

- Read and follow all rules** pertaining to your project in this document and the Jr Fair book
- Enroll in 4-H by April 1, 2015**  
(Enrollment form should be turned into your club advisor before this date)
- Attend Project Judging** July 13 or August 11
- Make a Jr Fair Entry** for your project by August 1, 2015 (if you want to exhibit at the fair)  
Entries for the Fair must be made by class number, not project number. Refer to Jr. Fair Handbook for class entry listings and numbers. (Entry form should be turned into your club advisor before this date)

PROJECT	PROJECT REQUIREMENTS	JUDGING REQUIREMENTS	FAIR EXHIBIT
<p><b># 370, # 371, # 374, # 375 # 377, #378M</b></p> 	Complete the project requirements in your book.	-Bring completed project book to judging. -Bring an educational display or a poster showing an aspect of the project or something you learned in that project.	-Exhibit either your poster or educational display. -Foam board is not permitted.

## IMPORTANT DATES

Ask your project or organizational advisor or call the Extension office (330-264-8722) for more information about the following events.

### Early Still Project and Small Animal Judging

**July 13, 2015**

7:00 - 8:30 p.m. at the Fisher Auditorium, OARDC Campus

### Style Revue and State Fair Awards Program

**July 14, 2015**

7 pm at Fisher Auditorium, OARDC

Family and Friends are invited to see the Wayne County State Fair Representatives in all State Fair eligible 4-H project areas and the 4-H Style Review.

### Second Still Project/Small Animal And Gardening Judging

**August 11, 2015**

6:00 - 9:00 p.m. at Wayne County Fairgrounds

Report to the Registration Area first, then you will be instructed which area to report to.

## Please Note

Please Note: Members who participate in the Early Judging (July 13), and are not displaying their exhibit in a club booth, must bring their exhibit to the Junior Fair Building on August 11 from 6:30 till 8:30 p.m.


Please be sure to bring your ribbons, we recommend you put your name on the back of each ribbon.

State Fair Selection for projects that offer State Fair Competition will take place at the July 13 judging.

# #376 Pantry Panic

## Project Checklist

- Read and follow all rules** pertaining to your project in this document and the Jr Fair book
- Enroll in 4-H by April 1, 2015**  
(Enrollment form should be turned into your club advisor before this date)
- Attend Project Judging** July 13 or August 11
- Make a Jr Fair Entry** for your project by August 1, 2015 (if you want to exhibit at the fair)  
Entries for the Fair must be made by class number, not project number. Refer to Jr. Fair Handbook for class entry listings and numbers. (Entry form should be turned into your club advisor before this date)

PROJECT	PROJECT REQUIREMENTS	JUDGING REQUIREMENTS	FAIR EXHIBIT
<b># 376</b> 	Complete the project requirements in your project packet.	-Bring completed project packet to judging. -Bring an educational display or a poster showing an aspect of the project or something you learned.	-Exhibit either your poster or educational display. -Foam board is not permitted.

## IMPORTANT DATES

Ask your project or organizational advisor or call the Extension office (330-264-8722) for more information about the following events.

### Early Still Project and Small Animal Judging

**July 13, 2015**

7:00 - 8:30 p.m. at the Fisher Auditorium, OARDC Campus

### Style Revue and State Fair Awards Program

**July 14, 2015**

7 pm at Fisher Auditorium, OARDC

Family and Friends are invited to see the Wayne County State Fair Representatives in all State Fair eligible 4-H project areas and the 4-H Style Review.

### Second Still Project/Small Animal And Gardening Judging

**August 11, 2015**

6:00 - 9:00 p.m. at Wayne County Fairgrounds

Report to the Registration Area first, then you will be instructed which area to report to.

## Please Note

Please Note: Members who participate in the Early Judging (July 13), and are not displaying their exhibit in a club booth, must bring their exhibit to the Junior Fair Building on August 11 from 6:30 till 8:30 p.m.

Please be sure to bring your ribbons, we recommend you put your name on the back of each ribbon.


State Fair Selection for projects that offer State Fair Competition will take place at the July 13 judging.



# #379 Get in the Act! Take One Workforce Prep

## Project Checklist

- Read and follow all rules** pertaining to your project in this document and the Jr Fair book
- Enroll in 4-H by April 1, 2015**  
(Enrollment form should be turned into your club advisor before this date)
- Attend Project Judging** July 13 or August 11
- Make a Jr Fair Entry** for your project by August 1, 2015 (if you want to exhibit at the fair)  
Entries for the Fair must be made by class number, not project number. Refer to Jr. Fair Handbook for class entry listings and numbers. (Entry form should be turned into your club advisor before this date)

PROJECT	PROJECT REQUIREMENTS	JUDGING REQUIREMENTS	FAIR EXHIBIT
<b># 379</b> 	Complete the project requirements in your project packet.	-Bring completed project packet to judging. -Bring an educational display or a poster showing an aspect of the project or something you learned.	-Exhibit either your poster or educational display. -Foam board is not permitted.

## IMPORTANT DATES

Ask your project or organizational advisor or call the Extension office (330-264-8722) for more information about the following events.

### Early Still Project and Small Animal Judging

**July 13, 2015**

7:00 - 8:30 p.m. at the Fisher Auditorium, OARDC Campus

### Style Revue and State Fair Awards Program

**July 14, 2015**

7 pm at Fisher Auditorium, OARDC

Family and Friends are invited to see the Wayne County State Fair Representatives in all State Fair eligible 4-H project areas and the 4-H Style Review.

### Second Still Project/Small Animal And Gardening Judging

**August 11, 2015**

6:00 - 9:00 p.m. at Wayne County Fairgrounds

Report to the Registration Area first, then you will be instructed which area to report to.

## Please Note

Please Note: Members who participate in the Early Judging (July 13), and are not displaying their exhibit in a club booth, must bring their exhibit to the Junior Fair Building on August 11 from 6:30 till 8:30 p.m.


Please be sure to bring your ribbons, we recommend you put your name on the back of each ribbon.

State Fair Selection for projects that offer State Fair Competition will take place at the July 13 judging.

# #405 – The Laundry Project

## Project Checklist

- Read and follow all rules** pertaining to your project in this document and the Jr Fair book
- Enroll in 4-H by April 1, 2015**  
(Enrollment form should be turned into your club advisor before this date)
- Attend Project Judging** July 9 or August 11
- Make a Jr Fair Entry** for your project by August 1, 2015 (if you want to exhibit at the fair)  
Entries for the Fair must be made by class number, not project number. Refer to Jr. Fair Handbook for class entry listings and numbers. (Entry form should be turned into your club advisor before this date)

PROJECT	PROJECT REQUIREMENTS	JUDGING REQUIREMENTS	FAIR EXHIBIT
<b>#405</b> Clothes for High School & College <i>(grades 9 &amp; up)</i>  <i>Advanced</i>	Complete requirements listed in project book.	-Completed project book and project portfolio. - A poster or educational display showing something they learned in the project.	-Exhibit either your poster or educational display. -Foam board is not permitted.  

## IMPORTANT DATES

**July 9, 2015** “Early Bird” FCS Project Judging - 4:30 - 8:30 p.m. at the Fisher Auditorium, OARDC Campus. To be eligible for State Fair selection, members must participate in this event.

**July 14, 2015** **Style Revue & 4-H Awards Program** - 7:00 p.m. at Fisher Auditorium, OARDC. Family & friends are invited to see 4-H members model their clothing projects. Construction Award winners and State Fair representatives in all FCS & Still project areas will be announced at this event.

**August 11, 2015** “Last Chance” FCS Project Judging - 6:00 - 9:00 p.m. at Wayne County Fairgrounds. For members not interested in or unable to participate in the July 8<sup>th</sup> judging event.

## Project Information


**Multiple Projects:** 4-H’ers who take more than one clothing project must complete separate learning experiences related to each, **including creating a separate, complete, total-look outfit for each project**. Using items from two or more projects to form one outfit will not be considered as a “completion” of either project during state fair evaluation.

**Repeating Projects:** Members who repeat clothing projects should attempt new challenges each year such as doing more advanced experiments and surveys and sewing more complicated patterns or harder-to-handle fabrics.

# #406 - Clothes for High School & College

## Project Checklist

- Read and follow all rules** pertaining to your project in this document and the Jr Fair book
- Enroll in 4-H by April 1, 2015**  
(Enrollment form should be turned into your club advisor before this date)
- Attend Project Judging** July 9 or August 11
- Make a Jr Fair Entry** for your project by August 1, 2015 (if you want to exhibit at the fair)  
Entries for the Fair must be made by class number, not project number. Refer to Jr. Fair Handbook for class entry listings and numbers. (Entry form should be turned into your club advisor before this date)
- Know the fiber content of the fabric** and how to care for the garment
- Learn to apply the Seven Clues to a Total Look:** fashion, fit, design, construction, grooming, posture & poise and personable qualities.

PROJECT	PROJECT REQUIREMENTS	JUDGING REQUIREMENTS	FAIR EXHIBIT
<b>#406</b> Clothes for High School & College <i>(grades 9 &amp; up)</i>  <i>Advanced</i>	Complete requirements listed on page 2 of project book. Construct an outfit with at least 2 pieces or a 1-piece garment with sleeves plus some other construction detail not tried before.	Model your complete outfit featuring the garment(s) you made. Bring project book, pattern and one example of a repaired item from your wardrobe.	Display the garment(s) you made.  

## IMPORTANT DATES

<b>April 22 or 27, 2015</b>	<b>Pattern Selection Night</b> – 6-8:30 pm at JoAnn Fabrics, Wooster. Members may come in and get advise on selecting their pattern and fabrics from Building 10 – FCS Committee members and Master Clothing Educators.
<b>July 9, 2015</b>	<b>“Early Bird” FCS Project Judging</b> - 4:30 - 8:30 p.m. at the Fisher Auditorium, OARDC Campus. To be eligible for State Fair selection, members must participate in this event.
<b>July 10, 2015</b>	<b>Construction Judging</b> - 9 am – Noon at the Fisher Auditorium, OARDC Campus. Members must leave their garment the night of July 9 in the conference room to be judged the next day. (Room will be locked. No members or parents are permitted at judging) <b>Garment Pickup will be 1 -3 pm.</b> Member can come pick up their garments that afternoon or during Still Project Judging July 13, 2015 from 7-8:30 pm.
<b>July 14, 2015</b>	<b>Style Revue &amp; 4-H Awards Program</b> - 7:00 p.m. at Fisher Auditorium, OARDC. Family & friends are invited to see 4-H members model their clothing projects. Construction Award winners and State Fair representatives in all FCS & Still project areas will be announced at this event.
<b>August 11, 2015</b>	<b>“Last Chance” FCS Project Judging</b> - 6:00 - 9:00 p.m. at Wayne County Fairgrounds. For members not interested in or unable to participate in the July 8 <sup>th</sup> judging event.

## Project Information


**Multiple Projects:** 4-H’ers who take more than one clothing project must complete separate learning experiences related to each, **including creating a separate, complete, total-look outfit for each project.** Using items from two or more projects to form one outfit will not be considered as a “completion” of either project during state fair evaluation.

**Repeating Projects:** Members who repeat clothing projects should attempt new challenges each year such as doing more advanced experiments and surveys and sewing more complicated patterns or harder-to-handle fabrics.

# #407 – Accessories for Teens

## Project Checklist

- Read and follow all rules** pertaining to your project in this document and the Jr Fair book
- Enroll in 4-H by April 1, 2015**  
(Enrollment form should be turned into your club advisor before this date)
- Attend Project Judging** July 9 or August 11
- Make a Jr Fair Entry** for your project by August 1, 2015 (if you want to exhibit at the fair)  
Entries for the Fair must be made by class number, not project number. Refer to Jr. Fair Handbook for class entry listings and numbers. (Entry form should be turned into your club advisor before this date)
- Know the fiber content of the fabric** and how to care for the garment
- Learn to apply the Seven Clues to a Total Look:** fashion, fit, design, construction, grooming, posture & poise and personable qualities.

PROJECT	PROJECT REQUIREMENTS	JUDGING REQUIREMENTS	FAIR EXHIBIT
#407 Accessories for Teens  <i>Beginner</i>	Complete requirements outlined in project book. Make at least one accessory from categories listed in book.  <b>NOTE:</b> <i>Garments such as sweaters or vests are not considered accessories for this project</i>	Model your accessory with the outfit for which it was made. Bring completed project book and pattern/instructions.  <i>Selection Emphasis</i>	Display the accessory you made.  

## IMPORTANT DATES

<b>April 22 or 27, 2015</b>	<b>Pattern Selection Night</b> – 6-8:30 pm at JoAnn Fabrics, Wooster. Members may come in and get advise on selecting their pattern and fabrics from Building 10 – FCS Committee members and Master Clothing Educators.
<b>July 9, 2015</b>	<b>“Early Bird” FCS Project Judging</b> - 4:30 - 8:30 p.m. at the Fisher Auditorium, OARDC Campus. To be eligible for State Fair selection, members must participate in this event.
<b>July 10, 2015</b>	<b>Construction Judging</b> - 9 am – Noon at the Fisher Auditorium, OARDC Campus. Members must leave their garment the night of July 9 in the conference room to be judged the next day. (Room will be locked. No members or parents are permitted at judging) <b>Garment Pickup will be 1 -3 pm.</b> Member can come pick up their garments that afternoon or during Still Project Judging July 13, 2015 from 7-8:30 pm.
<b>July 14, 2015</b>	<b>Style Revue &amp; 4-H Awards Program</b> - 7:00 p.m. at Fisher Auditorium, OARDC. Family & friends are invited to see 4-H members model their clothing projects. Construction Award winners and State Fair representatives in all FCS & Still project areas will be announced at this event.
<b>August 11, 2015</b>	<b>“Last Chance” FCS Project Judging</b> - 6:00 - 9:00 p.m. at Wayne County Fairgrounds. For members not interested in or unable to participate in the July 8 <sup>th</sup> judging event.

## Project Information


**Multiple Projects:** 4-H’ers who take more than one clothing project must complete separate learning experiences related to each, **including creating a separate, complete, total-look outfit for each project.** Using items from two or more projects to form one outfit will not be considered as a “completion” of either project during state fair evaluation.

**Repeating Projects:** Members who repeat clothing projects should attempt new challenges each year such as doing more advanced experiments and surveys and sewing more complicated patterns or harder-to-handle fabrics.

# #408 – Creative Costumes

## Project Checklist

- Read and follow all rules** pertaining to your project in this document and the Jr Fair book
- Enroll in 4-H by April 1, 2015**  
(Enrollment form should be turned into your club advisor before this date)
- Attend Project Judging** July 9 or August 11
- Make a Jr Fair Entry** for your project by August 1, 2015 (if you want to exhibit at the fair)  
Entries for the Fair must be made by class number, not project number. Refer to Jr. Fair Handbook for class entry listings and numbers. (Entry form should be turned into your club advisor before this date)
- Know the fiber content of the fabric** and how to care for the garment
- Learn to apply the Seven Clues to a Total Look:** fashion, fit, design, construction, grooming, posture & poise and personable qualities.

PROJECT	PROJECT REQUIREMENTS	JUDGING REQUIREMENTS	FAIR EXHIBIT
<b>#408</b> Creative Costumes  <i>Advanced</i>	Complete requirements listed on pages 4-5 of project book. Plan, make and accessorize a costume from one of the categories listed on page 4.	Interview judging - be prepared to discuss your experiences. Model your complete costume. Bring project book/records and pattern.  <i>Selection Emphasis</i>	Display the garment(s) you made.  

## IMPORTANT DATES

<b>April 22 or 27, 2015</b>	<b>Pattern Selection Night</b> – 6-8:30 pm at JoAnn Fabrics, Wooster. Members may come in and get advise on selecting their pattern and fabrics from Building 10 – FCS Committee members and Master Clothing Educators.
<b>July 9, 2015</b>	<b>“Early Bird” FCS Project Judging</b> - 4:30 - 8:30 p.m. at the Fisher Auditorium, OARDC Campus. To be eligible for State Fair selection, members must participate in this event.
<b>July 10, 2015</b>	<b>Construction Judging</b> - 9 am – Noon at the Fisher Auditorium, OARDC Campus. Members must leave their garment the night of July 9 in the conference room to be judged the next day. (Room will be locked. No members or parents are permitted at judging) <b>Garment Pickup will be 1 -3 pm.</b> Member can come pick up their garments that afternoon or during Still Project Judging July 13, 2015 from 7-8:30 pm.
<b>July 14, 2015</b>	<b>Style Revue &amp; 4-H Awards Program</b> - 7:00 p.m. at Fisher Auditorium, OARDC. Family & friends are invited to see 4-H members model their clothing projects. Construction Award winners and State Fair representatives in all FCS & Still project areas will be announced at this event.
<b>August 11, 2015</b>	<b>“Last Chance” FCS Project Judging</b> - 6:00 - 9:00 p.m. at Wayne County Fairgrounds. For members not interested in or unable to participate in the July 8 <sup>th</sup> judging event.

## Project Information


**Multiple Projects:** 4-H’ers who take more than one clothing project must complete separate learning experiences related to each, **including creating a separate, complete, total-look outfit for each project.** Using items from two or more projects to form one outfit will not be considered as a “completion” of either project during state fair evaluation.

**Repeating Projects:** Members who repeat clothing projects should attempt new challenges each year such as doing more advanced experiments and surveys and sewing more complicated patterns or harder-to-handle fabrics.

# #409 – Sew Fun

## Project Checklist

- Read and follow all rules** pertaining to your project in this document and the Jr Fair book
- Enroll in 4-H by April 1, 2015**  
(Enrollment form should be turned into your club advisor before this date)
- Attend Project Judging** July 9 or August 11
- Make a Jr Fair Entry** for your project by August 1, 2015 (if you want to exhibit at the fair)  
Entries for the Fair must be made by class number, not project number. Refer to Jr. Fair Handbook for class entry listings and numbers. (Entry form should be turned into your club advisor before this date)
- Know the fiber content of the fabric** and how to care for the garment
- Learn to apply the Seven Clues to a Total Look:** fashion, fit, design, construction, grooming, posture & poise and personable qualities.

PROJECT	PROJECT REQUIREMENTS	JUDGING REQUIREMENTS	FAIR EXHIBIT
#409 Sew Fun  <i>Beginner</i>	Complete requirements on pages 5-7 of project book. Make a pin cushion and 1 item of clothing using an “easy” or “beginner” pattern.	Model your garment with a complete outfit. Bring completed project book, pattern and the pin cushion you made.	Display the garment you made.  

## IMPORTANT DATES

<b>April 22 or 27, 2015</b>	<b>Pattern Selection Night</b> – 6-8:30 pm at JoAnn Fabrics, Wooster. Members may come in and get advise on selecting their pattern and fabrics from Building 10 – FCS Committee members and Master Clothing Educators.
<b>June 15-17 &amp; 22-24, 2015</b>	<b>Beginner Sewing Day Camp</b> - Members enrolled in <i>Sew Fun</i> will have the opportunity to complete most of their project at this 3-day camp. Location: Lackman’s Sewing Center in Apple Creek. Letter & registration materials will be sent to members in May.
<b>July 9, 2015</b>	<b>“Early Bird” FCS Project Judging</b> - 4:30 - 8:30 p.m. at the Fisher Auditorium, OARDC Campus. To be eligible for State Fair selection, members must participate in this event.
<b>July 10, 2015</b>	<b>Construction Judging</b> - 9 am – Noon at the Fisher Auditorium, OARDC Campus. Members must leave their garment the night of July 9 in the conference room to be judged the next day. (Room will be locked. No members or parents are permitted at judging) <b>Garment Pickup will be 1 -3 pm.</b> Member can come pick up their garments that afternoon or during Still Project Judging July 13, 2015 from 7-8:30 pm.
<b>July 14, 2015</b>	<b>Style Revue &amp; 4-H Awards Program</b> - 7:00 p.m. at Fisher Auditorium, OARDC. Family & friends are invited to see 4-H members model their clothing projects. Construction Award winners and State Fair representatives in all FCS & Still project areas will be announced at this event.
<b>August 11, 2015</b>	<b>“Last Chance” FCS Project Judging</b> - 6:00 - 9:00 p.m. at Wayne County Fairgrounds. For members not interested in or unable to participate in the July 8 <sup>th</sup> judging event.

## Project Information


**Multiple Projects:** 4-H’ers who take more than one clothing project must complete separate learning experiences related to each, **including creating a separate, complete, total-look outfit for each project.** Using items from two or more projects to form one outfit will not be considered as a “completion” of either project during state fair evaluation.

**Repeating Projects:** Members who repeat clothing projects should attempt new challenges each year such as doing more advanced experiments and surveys and sewing more complicated patterns or harder-to-handle fabrics.

# #410 – Fun With Clothes

## Project Checklist

- Read and follow all rules** pertaining to your project in this document and the Jr Fair book
- Enroll in 4-H by April 1, 2015**  
(Enrollment form should be turned into your club advisor before this date)
- Attend Project Judging** July 9 or August 11
- Make a Jr Fair Entry** for your project by August 1, 2015 (if you want to exhibit at the fair)  
Entries for the Fair must be made by class number, not project number. Refer to Jr. Fair Handbook for class entry listings and numbers. (Entry form should be turned into your club advisor before this date)
- Know the fiber content of the fabric** and how to care for the garment
- Learn to apply the Seven Clues to a Total Look:** fashion, fit, design, construction, grooming, posture & poise and personable qualities.

PROJECT	PROJECT REQUIREMENTS	JUDGING REQUIREMENTS	FAIR EXHIBIT
<b>#410</b> Fun with Clothes  <i>Beginner</i>	Complete requirements on page 2 of project book. Personalize a top; complete other activities.	Model your personalized top with a complete outfit. Bring completed project book.  <i>Selection Emphasis</i>	Display the garment you made.  

## IMPORTANT DATES

<b>April 22 or 27, 2015</b>	<b>Pattern Selection Night</b> – 6-8:30 pm at JoAnn Fabrics, Wooster. Members may come in and get advise on selecting their pattern and fabrics from Building 10 – FCS Committee members and Master Clothing Educators.
<b>July 9, 2015</b>	<b>“Early Bird” FCS Project Judging</b> - 4:30 - 8:30 p.m. at the Fisher Auditorium, OARDC Campus. To be eligible for State Fair selection, members must participate in this event.
<b>July 14, 2015</b>	<b>Style Revue &amp; 4-H Awards Program</b> - 7:00 p.m. at Fisher Auditorium, OARDC. Family & friends are invited to see 4-H members model their clothing projects. Construction Award winners and State Fair representatives in all FCS & Still project areas will be announced at this event.
<b>August 11, 2015</b>	<b>“Last Chance” FCS Project Judging</b> - 6:00 - 9:00 p.m. at Wayne County Fairgrounds. For members not interested in or unable to participate in the July 8 <sup>th</sup> judging event.

## Project Information


**Multiple Projects:** 4-H’ers who take more than one clothing project must complete separate learning experiences related to each, **including creating a separate, complete, total-look outfit for each project.** Using items from two or more projects to form one outfit will not be considered as a “completion” of either project during state fair evaluation.

**Repeating Projects:** Members who repeat clothing projects should attempt new challenges each year such as doing more advanced experiments and surveys and sewing more complicated patterns or harder-to-handle fabrics.

# #411 – em·bel·lish: A 4-H Guide to Wearable Art

## Project Checklist

- Read and follow all rules** pertaining to your project in this document and the Jr Fair book
- Enroll in 4-H by April 1, 2015**  
(Enrollment form should be turned into your club advisor before this date)
- Attend Project Judging** July 9 or August 11
- Make a Jr Fair Entry** for your project by August 1, 2015 (if you want to exhibit at the fair)  
Entries for the Fair must be made by class number, not project number. Refer to Jr. Fair Handbook for class entry listings and numbers. (Entry form should be turned into your club advisor before this date)
- Know the fiber content of the fabric** and how to care for the garment
- Learn to apply the Seven Clues to a Total Look:** fashion, fit, design, construction, grooming, posture & poise and personable qualities.

PROJECT	PROJECT REQUIREMENTS	JUDGING REQUIREMENTS	FAIR EXHIBIT
#411 em·bel·lish  <i>Intermediate</i>	Complete the project requirements in your book.	Interview judging—bring project book and one embellished garment  <i>Selection Emphasis</i>	Display one garment you embellished  

## IMPORTANT DATES

<b>April 22 or 27, 2015</b>	<b>Pattern Selection Night</b> – 6-8:30 pm at JoAnn Fabrics, Wooster. Members may come in and get advise on selecting their pattern and fabrics from Building 10 – FCS Committee members and Master Clothing Educators.
<b>July 9, 2015</b>	<b>“Early Bird” FCS Project Judging</b> - 4:30 - 8:30 p.m. at the Fisher Auditorium, OARDC Campus. To be eligible for State Fair selection, members must participate in this event.
<b>July 14, 2015</b>	<b>Style Revue &amp; 4-H Awards Program</b> - 7:00 p.m. at Fisher Auditorium, OARDC. Family & friends are invited to see 4-H members model their clothing projects. Construction Award winners and State Fair representatives in all FCS & Still project areas will be announced at this event.
<b>August 11, 2015</b>	<b>“Last Chance” FCS Project Judging</b> - 6:00 - 9:00 p.m. at Wayne County Fairgrounds. For members not interested in or unable to participate in the July 8 <sup>th</sup> judging event.

## Project Information

**Multiple Projects:** 4-H’ers who take more than one clothing project must complete separate learning experiences related to each, **including creating a separate, complete, total-look outfit for each project.** Using items from two or more projects to form one outfit will not be considered as a “completion” of either project during state fair evaluation.


**Repeating Projects:** Members who repeat clothing projects should attempt new challenges each year such as doing more advanced experiments and surveys and sewing more complicated patterns or harder-to-handle fabrics.



# #412 – Sew For Others

## Project Checklist

- Read and follow all rules** pertaining to your project in this document and the Jr Fair book
- Enroll in 4-H by April 1, 2015**  
(Enrollment form should be turned into your club advisor before this date)
- Attend Project Judging** July 9 or August 11
- Make a Jr Fair Entry** for your project by August 1, 2015 (if you want to exhibit at the fair)  
Entries for the Fair must be made by class number, not project number. Refer to Jr. Fair Handbook for class entry listings and numbers. (Entry form should be turned into your club advisor before this date)
- Know the fiber content of the fabric** and how to care for the garment
- Learn to apply the Seven Clues to a Total Look:** fashion, fit, design, construction, grooming, posture & poise and personable qualities.

PROJECT	PROJECT REQUIREMENTS	JUDGING REQUIREMENTS	FAIR EXHIBIT
<b>#412</b> Sew for Others  <i>Intermediate</i>	Complete requirements on page 3 of project book.  <b>NOTE:</b> <i>If this project is repeated, you MUST choose a different “other” category each year.</i>	Interview judging—bring project book and one garment you have constructed for your “other” OR three garments you have adapted.  <i>Selection Emphasis</i>	Display one garment you made or adapted.  

## IMPORTANT DATES

<b>April 22 or 27, 2015</b>	<b>Pattern Selection Night</b> – 6-8:30 pm at JoAnn Fabrics, Wooster. Members may come in and get advise on selecting their pattern and fabrics from Building 10 – FCS Committee members and Master Clothing Educators.
<b>July 9, 2015</b>	<b>“Early Bird” FCS Project Judging</b> - 4:30 - 8:30 p.m. at the Fisher Auditorium, OARDC Campus. To be eligible for State Fair selection, members must participate in this event.
<b>July 10, 2015</b>	<b>Construction Judging</b> - 9 am – Noon at the Fisher Auditorium, OARDC Campus. Members must leave their garment the night of July 9 in the conference room to be judged the next day. (Room will be locked. No members or parents are permitted at judging) <b>Garment Pickup will be 1 -3 pm.</b> Member can come pick up their garments that afternoon or during Still Project Judging July 13, 2015 from 7-8:30 pm.
<b>July 14, 2015</b>	<b>Style Revue &amp; 4-H Awards Program</b> - 7:00 p.m. at Fisher Auditorium, OARDC. Family & friends are invited to see 4-H members model their clothing projects. Construction Award winners and State Fair representatives in all FCS & Still project areas will be announced at this event.
<b>August 11, 2015</b>	<b>“Last Chance” FCS Project Judging</b> - 6:00 - 9:00 p.m. at Wayne County Fairgrounds. For members not interested in or unable to participate in the July 8 <sup>th</sup> judging event.

## Project Information


**Multiple Projects:** 4-H’ers who take more than one clothing project must complete separate learning experiences related to each, **including creating a separate, complete, total-look outfit for each project.** Using items from two or more projects to form one outfit will not be considered as a “completion” of either project during state fair evaluation.

**Repeating Projects:** Members who repeat clothing projects should attempt new challenges each year such as doing more advanced experiments and surveys and sewing more complicated patterns or harder-to-handle fabrics.

# #413 – Sundresses and Jumpers

## Project Checklist

- Read and follow all rules** pertaining to your project in this document and the Jr Fair book
- Enroll in 4-H by April 1, 2015**  
(Enrollment form should be turned into your club advisor before this date)
- Attend Project Judging** July 9 or August 11
- Make a Jr Fair Entry** for your project by August 1, 2015 (if you want to exhibit at the fair)  
Entries for the Fair must be made by class number, not project number. Refer to Jr. Fair Handbook for class entry listings and numbers. (Entry form should be turned into your club advisor before this date)
- Know the fiber content of the fabric** and how to care for the garment
- Learn to apply the Seven Clues to a Total Look:** fashion, fit, design, construction, grooming, posture & poise and personable qualities.

PROJECT	PROJECT REQUIREMENTS	JUDGING REQUIREMENTS	FAIR EXHIBIT
#413 Sundresses and Jumpers  <i>Beginner</i>	Complete requirements on pages 5-7 of project book. Make a sundress or jumper using a pattern appropriate for you sewing skill level.	Model sundress or jumper with a complete outfit. Bring completed project book and pattern.	Display the garment you made.  

## IMPORTANT DATES

<b>April 22 or 27, 2015</b>	<b>Pattern Selection Night</b> – 6-8:30 pm at JoAnn Fabrics, Wooster. Members may come in and get advise on selecting their pattern and fabrics from Building 10 – FCS Committee members and Master Clothing Educators.
<b>July 9, 2015</b>	<b>“Early Bird” FCS Project Judging</b> - 4:30 - 8:30 p.m. at the Fisher Auditorium, OARDC Campus. To be eligible for State Fair selection, members must participate in this event.
<b>July 10, 2015</b>	<b>Construction Judging</b> - 9 am – Noon at the Fisher Auditorium, OARDC Campus. Members must leave their garment the night of July 9 in the conference room to be judged the next day. (Room will be locked. No members or parents are permitted at judging) <b>Garment Pickup will be 1 -3 pm.</b> Member can come pick up their garments that afternoon or during Still Project Judging July 13, 2015 from 7-8:30 pm.
<b>July 14, 2015</b>	<b>Style Revue &amp; 4-H Awards Program</b> - 7:00 p.m. at Fisher Auditorium, OARDC. Family & friends are invited to see 4-H members model their clothing projects. Construction Award winners and State Fair representatives in all FCS & Still project areas will be announced at this event.
<b>August 11, 2015</b>	<b>“Last Chance” FCS Project Judging</b> - 6:00 - 9:00 p.m. at Wayne County Fairgrounds. For members not interested in or unable to participate in the July 8 <sup>th</sup> judging event.

## Project Information


**Multiple Projects:** 4-H’ers who take more than one clothing project must complete separate learning experiences related to each, **including creating a separate, complete, total-look outfit for each project.** Using items from two or more projects to form one outfit will not be considered as a “completion” of either project during state fair evaluation.

**Repeating Projects:** Members who repeat clothing projects should attempt new challenges each year such as doing more advanced experiments and surveys and sewing more complicated patterns or harder-to-handle fabrics.

# #415 – Active Sportswear

## Project Checklist

- Read and follow all rules** pertaining to your project in this document and the Jr Fair book
- Enroll in 4-H by April 1, 2015**  
(Enrollment form should be turned into your club advisor before this date)
- Attend Project Judging** July 9 or August 11
- Make a Jr Fair Entry** for your project by August 1, 2015 (if you want to exhibit at the fair)  
Entries for the Fair must be made by class number, not project number. Refer to Jr. Fair Handbook for class entry listings and numbers. (Entry form should be turned into your club advisor before this date)
- Know the fiber content of the fabric** and how to care for the garment
- Learn to apply the Seven Clues to a Total Look:** fashion, fit, design, construction, grooming, posture & poise and personable qualities.

PROJECT	PROJECT REQUIREMENTS	JUDGING REQUIREMENTS	FAIR EXHIBIT
#415 Active Sportswear <i>Intermediate</i>	Complete requirements on page 4 of project book. Make at least one garment.	Model your complete active sportswear outfit. Bring project book and pattern.	Display the garment you made. 

## IMPORTANT DATES

<b>April 22 or 27, 2015</b>	<b>Pattern Selection Night</b> – 6-8:30 pm at JoAnn Fabrics, Wooster. Members may come in and get advise on selecting their pattern and fabrics from Building 10 – FCS Committee members and Master Clothing Educators.
<b>July 9, 2015</b>	<b>“Early Bird” FCS Project Judging</b> - 4:30 - 8:30 p.m. at the Fisher Auditorium, OARDC Campus. To be eligible for State Fair selection, members must participate in this event.
<b>July 10, 2015</b>	<b>Construction Judging</b> - 9 am – Noon at the Fisher Auditorium, OARDC Campus. Members must leave their garment the night of July 9 in the conference room to be judged the next day. (Room will be locked. No members or parents are permitted at judging) <b>Garment Pickup will be 1 -3 pm.</b> Member can come pick up their garments that afternoon or during Still Project Judging July 13, 2015 from 7-8:30 pm.
<b>July 14, 2015</b>	<b>Style Revue &amp; 4-H Awards Program</b> - 7:00 p.m. at Fisher Auditorium, OARDC. Family & friends are invited to see 4-H members model their clothing projects. Construction Award winners and State Fair representatives in all FCS & Still project areas will be announced at this event.
<b>August 11, 2015</b>	<b>“Last Chance” FCS Project Judging</b> - 6:00 - 9:00 p.m. at Wayne County Fairgrounds. For members not interested in or unable to participate in the July 8 <sup>th</sup> judging event.


**Multiple Projects:** 4-H’ers who take more than one clothing project must complete separate learning experiences related to each, **including creating a separate, complete, total-look outfit for each project.** Using items from two or more projects to form one outfit will not be considered as a “completion” of either project during state fair evaluation.

**Repeating Projects:** Members who repeat clothing projects should attempt new challenges each year such as doing more advanced experiments and surveys and sewing more complicated patterns or harder-to-handle fabrics.

# #417 – Dress-up Outfits

## Project Checklist

- Read and follow all rules** pertaining to your project in this document and the Jr Fair book
- Enroll in 4-H by April 1, 2015**  
(Enrollment form should be turned into your club advisor before this date)
- Attend Project Judging** July 9 or August 11
- Make a Jr Fair Entry** for your project by August 1, 2015 (if you want to exhibit at the fair)  
Entries for the Fair must be made by class number, not project number. Refer to Jr. Fair Handbook for class entry listings and numbers. (Entry form should be turned into your club advisor before this date)
- Know the fiber content of the fabric** and how to care for the garment
- Learn to apply the Seven Clues to a Total Look:** fashion, fit, design, construction, grooming, posture & poise and personable qualities.

PROJECT	PROJECT REQUIREMENTS	JUDGING REQUIREMENTS	FAIR EXHIBIT
#417 Dress-Up Outfit  <i>Advanced</i>	Complete requirements on page 3 of project book. Make a dress-up garment.	Model a complete dress-up outfit. Bring project book and pattern.	Display the garment you made.  
<i><b>Dress-Up Evaluation/Competition/Exhibit Policy:</b> In any given project year, a member may make more than one dress-up outfit. However, for evaluation/competition purposes, the member must choose the outfit that represents her/his best work within the project. The member may bring only one outfit for evaluation; may enter only one dress-up category at Style Revue; may exhibit only one outfit at the fair.</i>			

## IMPORTANT DATES

<b>April 22 or 27, 2015</b>	<b>Pattern Selection Night</b> – 6-8:30 pm at JoAnn Fabrics, Wooster. Members may come in and get advise on selecting their pattern and fabrics from Building 10 – FCS Committee members and Master Clothing Educators.
<b>July 9, 2015</b>	<b>“Early Bird” FCS Project Judging</b> - 4:30 - 8:30 p.m. at the Fisher Auditorium, OARDC Campus. To be eligible for State Fair selection, members must participate in this event.
<b>July 10, 2015</b>	<b>Construction Judging</b> - 9 am – Noon at the Fisher Auditorium, OARDC Campus. Members must leave their garment the night of July 9 in the conference room to be judged the next day. (Room will be locked. No members or parents are permitted at judging) <b>Garment Pickup will be 1 -3 pm.</b> Member can come pick up their garments that afternoon or during Still Project Judging July 13, 2015 from 7-8:30 pm.
<b>July 14, 2015</b>	<b>Style Revue &amp; 4-H Awards Program</b> - 7:00 p.m. at Fisher Auditorium, OARDC. Family & friends are invited to see 4-H members model their clothing projects. Construction Award winners and State Fair representatives in all FCS & Still project areas will be announced at this event.
<b>August 11, 2015</b>	<b>“Last Chance” FCS Project Judging</b> - 6:00 - 9:00 p.m. at Wayne County Fairgrounds. For members not interested in or unable to participate in the July 8 <sup>th</sup> judging event.


**Multiple Projects:** 4-H’ers who take more than one clothing project must complete separate learning experiences related to each, **including creating a separate, complete, total-look outfit for each project.** Using items from two or more projects to form one outfit will not be considered as a “completion” of either project during state fair evaluation.

**Repeating Projects:** Members who repeat clothing projects should attempt new challenges each year such as doing more advanced experiments and surveys and sewing more complicated patterns or harder-to-handle fabrics.

# #418 – Loungewear

## Project Checklist

- Read and follow all rules** pertaining to your project in this document and the Jr Fair book
- Enroll in 4-H by April 1, 2015**  
(Enrollment form should be turned into your club advisor before this date)
- Attend Project Judging** July 9 or August 11
- Make a Jr Fair Entry** for your project by August 1, 2015 (if you want to exhibit at the fair)  
Entries for the Fair must be made by class number, not project number. Refer to Jr. Fair Handbook for class entry listings and numbers. (Entry form should be turned into your club advisor before this date)
- Know the fiber content of the fabric** and how to care for the garment
- Learn to apply the Seven Clues to a Total Look:** fashion, fit, design, construction, grooming, posture & poise and personable qualities.

PROJECT	PROJECT REQUIREMENTS	JUDGING REQUIREMENTS	FAIR EXHIBIT
#418 Loungewear  <i>Intermediate</i>	Complete requirements on pages 5-7 of project book. Make the outer layer of a lounging outfit.	Model a complete lounging outfit. Bring project book and pattern.	Display the garment(s) you made.  

## IMPORTANT DATES

<b>April 22 or 27, 2015</b>	<b>Pattern Selection Night</b> – 6-8:30 pm at JoAnn Fabrics, Wooster. Members may come in and get advise on selecting their pattern and fabrics from Building 10 – FCS Committee members and Master Clothing Educators.
<b>July 9, 2015</b>	<b>“Early Bird” FCS Project Judging</b> - 4:30 - 8:30 p.m. at the Fisher Auditorium, OARDC Campus. To be eligible for State Fair selection, members must participate in this event.
<b>July 10, 2015</b>	<b>Construction Judging</b> - 9 am – Noon at the Fisher Auditorium, OARDC Campus. Members must leave their garment the night of July 9 in the conference room to be judged the next day. (Room will be locked. No members or parents are permitted at judging) <b>Garment Pickup will be 1 -3 pm.</b> Member can come pick up their garments that afternoon or during Still Project Judging July 13, 2015 from 7-8:30 pm.
<b>July 14, 2015</b>	<b>Style Revue &amp; 4-H Awards Program</b> - 7:00 p.m. at Fisher Auditorium, OARDC. Family & friends are invited to see 4-H members model their clothing projects. Construction Award winners and State Fair representatives in all FCS & Still project areas will be announced at this event.
<b>August 11, 2015</b>	<b>“Last Chance” FCS Project Judging</b> - 6:00 - 9:00 p.m. at Wayne County Fairgrounds. For members not interested in or unable to participate in the July 8 <sup>th</sup> judging event.


**Multiple Projects:** 4-H’ers who take more than one clothing project must complete separate learning experiences related to each, **including creating a separate, complete, total-look outfit for each project.** Using items from two or more projects to form one outfit will not be considered as a “completion” of either project during state fair evaluation.

**Repeating Projects:** Members who repeat clothing projects should attempt new challenges each year such as doing more advanced experiments and surveys and sewing more complicated patterns or harder-to-handle fabrics.

# #419 – Tops for Tweens

## Project Checklist

- Read and follow all rules** pertaining to your project in this document and the Jr Fair book
- Enroll in 4-H by April 1, 2015**  
(Enrollment form should be turned into your club advisor before this date)
- Attend Project Judging** July 9 or August 11
- Make a Jr Fair Entry** for your project by August 1, 2015 (if you want to exhibit at the fair)  
Entries for the Fair must be made by class number, not project number. Refer to Jr. Fair Handbook for class entry listings and numbers. (Entry form should be turned into your club advisor before this date)
- Know the fiber content of the fabric** and how to care for the garment
- Learn to apply the Seven Clues to a Total Look:** fashion, fit, design, construction, grooming, posture & poise and personable qualities.

PROJECT	PROJECT REQUIREMENTS	JUDGING REQUIREMENTS	FAIR EXHIBIT
#419 Tops for Tweens  <i>Beginner</i>	Complete requirements on page 3 of project book.	Model your top with a complete outfit. Bring completed project book and pattern.	Display the garment you made.  

## IMPORTANT DATES

<b>April 22 or 27, 2015</b>	<b>Pattern Selection Night</b> – 6-8:30 pm at JoAnn Fabrics, Wooster. Members may come in and get advise on selecting their pattern and fabrics from Building 10 – FCS Committee members and Master Clothing Educators.
<b>July 9, 2015</b>	<b>“Early Bird” FCS Project Judging</b> - 4:30 - 8:30 p.m. at the Fisher Auditorium, OARDC Campus. To be eligible for State Fair selection, members must participate in this event.
<b>July 10, 2015</b>	<b>Construction Judging</b> - 9 am – Noon at the Fisher Auditorium, OARDC Campus. Members must leave their garment the night of July 9 in the conference room to be judged the next day. (Room will be locked. No members or parents are permitted at judging) <b>Garment Pickup will be 1 -3 pm.</b> Member can come pick up their garments that afternoon or during Still Project Judging July 13, 2015 from 7-8:30 pm.
<b>July 14, 2015</b>	<b>Style Revue &amp; 4-H Awards Program</b> - 7:00 p.m. at Fisher Auditorium, OARDC. Family & friends are invited to see 4-H members model their clothing projects. Construction Award winners and State Fair representatives in all FCS & Still project areas will be announced at this event.
<b>August 11, 2015</b>	<b>“Last Chance” FCS Project Judging</b> - 6:00 - 9:00 p.m. at Wayne County Fairgrounds. For members not interested in or unable to participate in the July 8 <sup>th</sup> judging event.


**Multiple Projects:** 4-H’ers who take more than one clothing project must complete separate learning experiences related to each, **including creating a separate, complete, total-look outfit for each project.** Using items from two or more projects to form one outfit will not be considered as a “completion” of either project during state fair evaluation.

**Repeating Projects:** Members who repeat clothing projects should attempt new challenges each year such as doing more advanced experiments and surveys and sewing more complicated patterns or harder-to-handle fabrics.

# #420 – Outer Layers

## Project Checklist

- Read and follow all rules** pertaining to your project in this document and the Jr Fair book
- Enroll in 4-H by April 1, 2015**  
(Enrollment form should be turned into your club advisor before this date)
- Attend Project Judging** July 9 or August 11
- Make a Jr Fair Entry** for your project by August 1, 2015 (if you want to exhibit at the fair)  
Entries for the Fair must be made by class number, not project number. Refer to Jr. Fair Handbook for class entry listings and numbers. (Entry form should be turned into your club advisor before this date)
- Know the fiber content of the fabric** and how to care for the garment
- Learn to apply the Seven Clues to a Total Look:** fashion, fit, design, construction, grooming, posture & poise and personable qualities.

PROJECT	PROJECT REQUIREMENTS	JUDGING REQUIREMENTS	FAIR EXHIBIT
#420 Outer Layers  <i>Advanced</i>	Complete requirements on pages 2-4 in project book. Make an outerwear garment.	Model your outerwear garment with a complete outfit. Bring project book and pattern.	Display the garment you made.  

## IMPORTANT DATES

<b>April 22 or 27, 2015</b>	<b>Pattern Selection Night</b> – 6-8:30 pm at JoAnn Fabrics, Wooster. Members may come in and get advise on selecting their pattern and fabrics from Building 10 – FCS Committee members and Master Clothing Educators.
<b>July 9, 2015</b>	<b>“Early Bird” FCS Project Judging</b> - 4:30 - 8:30 p.m. at the Fisher Auditorium, OARDC Campus. To be eligible for State Fair selection, members must participate in this event.
<b>July 10, 2015</b>	<b>Construction Judging</b> - 9 am – Noon at the Fisher Auditorium, OARDC Campus. Members must leave their garment the night of July 9 in the conference room to be judged the next day. (Room will be locked. No members or parents are permitted at judging) <b>Garment Pickup will be 1 -3 pm.</b> Member can come pick up their garments that afternoon or during Still Project Judging July 13, 2015 from 7-8:30 pm.
<b>July 14, 2015</b>	<b>Style Revue &amp; 4-H Awards Program</b> - 7:00 p.m. at Fisher Auditorium, OARDC. Family & friends are invited to see 4-H members model their clothing projects. Construction Award winners and State Fair representatives in all FCS & Still project areas will be announced at this event.
<b>August 11, 2015</b>	<b>“Last Chance” FCS Project Judging</b> - 6:00 - 9:00 p.m. at Wayne County Fairgrounds. For members not interested in or unable to participate in the July 8 <sup>th</sup> judging event.

## Project Information


**Multiple Projects:** 4-H’ers who take more than one clothing project must complete separate learning experiences related to each, **including creating a separate, complete, total-look outfit for each project.** Using items from two or more projects to form one outfit will not be considered as a “completion” of either project during state fair evaluation.

**Repeating Projects:** Members who repeat clothing projects should attempt new challenges each year such as doing more advanced experiments and surveys and sewing more complicated patterns or harder-to-handle fabrics.

# #424 – Clothing for Middle School

## Project Checklist

- Read and follow all rules** pertaining to your project in this document and the Jr Fair book
- Enroll in 4-H by April 1, 2015**  
(Enrollment form should be turned into your club advisor before this date)
- Attend Project Judging** July 9 or August 11
- Make a Jr Fair Entry** for your project by August 1, 2015 (if you want to exhibit at the fair)  
Entries for the Fair must be made by class number, not project number. Refer to Jr. Fair Handbook for class entry listings and numbers. (Entry form should be turned into your club advisor before this date)
- Know the fiber content of the fabric** and how to care for the garment
- Learn to apply the Seven Clues to a Total Look:** fashion, fit, design, construction, grooming, posture & poise and personable qualities.

PROJECT	PROJECT REQUIREMENTS	JUDGING REQUIREMENTS	FAIR EXHIBIT
<b>#424</b> Clothing for Middle School  <i>(grades 5-8 as of Jan. 1)</i>  <i>Intermediate</i>	Complete requirements on page 5 of project book. Make a 2-piece outfit or one garment with sleeves.	Model your complete outfit featuring the garment(s) you made. Bring project book and pattern.	Display the garment(s) you made.  

## IMPORTANT DATES

<b>April 22 or 27, 2015</b>	<b>Pattern Selection Night</b> – 6-8:30 pm at JoAnn Fabrics, Wooster. Members may come in and get advise on selecting their pattern and fabrics from Building 10 – FCS Committee members and Master Clothing Educators.
<b>July 9, 2015</b>	<b>“Early Bird” FCS Project Judging</b> - 4:30 - 8:30 p.m. at the Fisher Auditorium, OARDC Campus. To be eligible for State Fair selection, members must participate in this event.
<b>July 10, 2015</b>	<b>Construction Judging</b> - 9 am – Noon at the Fisher Auditorium, OARDC Campus. Members must leave their garment the night of July 9 in the conference room to be judged the next day. (Room will be locked. No members or parents are permitted at judging) <b>Garment Pickup will be 1 -3 pm.</b> Member can come pick up their garments that afternoon or during Still Project Judging July 13, 2015 from 7-8:30 pm.
<b>July 14, 2015</b>	<b>Style Revue &amp; 4-H Awards Program</b> - 7:00 p.m. at Fisher Auditorium, OARDC. Family & friends are invited to see 4-H members model their clothing projects. Construction Award winners and State Fair representatives in all FCS & Still project areas will be announced at this event.
<b>August 11, 2015</b>	<b>“Last Chance” FCS Project Judging</b> - 6:00 - 9:00 p.m. at Wayne County Fairgrounds. For members not interested in or unable to participate in the July 8 <sup>th</sup> judging event.

## Project Information

**Multiple Projects:** 4-H’ers who take more than one clothing project must complete separate learning experiences related to each, **including creating a separate, complete, total-look outfit for each project.** Using items from two or more projects to form one outfit will not be considered as a “completion” of either project during state fair evaluation.


**Repeating Projects:** Members who repeat clothing projects should attempt new challenges each year such as doing more advanced experiments and surveys and sewing more complicated patterns or harder-to-handle fabrics.



# #425 – Look Great For Less

## Project Checklist

- Read and follow all rules** pertaining to your project in this document and the Jr Fair book
- Enroll in 4-H by April 1, 2015**  
(Enrollment form should be turned into your club advisor before this date)
- Attend Project Judging** July 9 or August 11
- Make a Jr Fair Entry** for your project by August 1, 2015 (if you want to exhibit at the fair)  
Entries for the Fair must be made by class number, not project number. Refer to Jr. Fair Handbook for class entry listings and numbers. (Entry form should be turned into your club advisor before this date)
- Know the fiber content of the fabric** and how to care for the garment
- Learn to apply the Seven Clues to a Total Look:** fashion, fit, design, construction, grooming, posture & poise and personable qualities.

PROJECT	PROJECT REQUIREMENTS	JUDGING REQUIREMENTS	FAIR EXHIBIT
<b>#425</b> Look Great For Less  <i>Advanced</i>	Complete requirements on page 5 of project book. Put together a Total Look outfit spending the least amount of money possible.	Model the Total Look outfit you have assembled. Bring completed project book; be prepared to discuss your experiences.  <i>Selection Emphasis</i>	Display your Total Look outfit.  

## IMPORTANT DATES

<b>April 22 or 27, 2015</b>	<b>Pattern Selection Night</b> – 6-8:30 pm at JoAnn Fabrics, Wooster. Members may come in and get advise on selecting their pattern and fabrics from Building 10 – FCS Committee members and Master Clothing Educators.
<b>July 9, 2015</b>	<b>“Early Bird” FCS Project Judging</b> - 4:30 - 8:30 p.m. at the Fisher Auditorium, OARDC Campus. To be eligible for State Fair selection, members must participate in this event.
<b>July 14, 2015</b>	<b>Style Revue &amp; 4-H Awards Program</b> - 7:00 p.m. at Fisher Auditorium, OARDC. Family & friends are invited to see 4-H members model their clothing projects. Construction Award winners and State Fair representatives in all FCS & Still project areas will be announced at this event.
<b>August 11, 2015</b>	<b>“Last Chance” FCS Project Judging</b> - 6:00 - 9:00 p.m. at Wayne County Fairgrounds. For members not interested in or unable to participate in the July 8 <sup>th</sup> judging event.

## Project Information


**Multiple Projects:** 4-H’ers who take more than one clothing project must complete separate learning experiences related to each, **including creating a separate, complete, total-look outfit for each project.** Using items from two or more projects to form one outfit will not be considered as a “completion” of either project during state fair evaluation.

**Repeating Projects:** Members who repeat clothing projects should attempt new challenges each year such as doing more advanced experiments and surveys and sewing more complicated patterns or harder-to-handle fabrics.

# #426 – Clothing for Your Career

## Project Checklist

- Read and follow all rules** pertaining to your project in this document and the Jr Fair book
- Enroll in 4-H by April 1, 2015**  
(Enrollment form should be turned into your club advisor before this date)
- Attend Project Judging** July 9 or August 11
- Make a Jr Fair Entry** for your project by August 1, 2015 (if you want to exhibit at the fair)  
Entries for the Fair must be made by class number, not project number. Refer to Jr. Fair Handbook for class entry listings and numbers. (Entry form should be turned into your club advisor before this date)
- Know the fiber content of the fabric** and how to care for the garment
- Learn to apply the Seven Clues to a Total Look:** fashion, fit, design, construction, grooming, posture & poise and personable qualities.

PROJECT	PROJECT REQUIREMENTS	JUDGING REQUIREMENTS	FAIR EXHIBIT
#426 Clothing for Your Career  <i>Advanced</i>	Complete requirements on page 4 of project book. Make a 2-piece outfit; do at least 2 alteration/recycling experiences and compare costs.	Model your outfit with appropriate accessories. Bring pattern, completed project book, record of interview experience and 1 example of alteration/recycling.  <i>Selection Emphasis</i>	Display the garments you made.  

## IMPORTANT DATES

<b>April 22 or 27, 2015</b>	<b>Pattern Selection Night</b> – 6-8:30 pm at JoAnn Fabrics, Wooster. Members may come in and get advise on selecting their pattern and fabrics from Building 10 – FCS Committee members and Master Clothing Educators.
<b>July 9, 2015</b>	<b>“Early Bird” FCS Project Judging</b> - 4:30 - 8:30 p.m. at the Fisher Auditorium, OARDC Campus. To be eligible for State Fair selection, members must participate in this event.
<b>July 10, 2015</b>	<b>Construction Judging</b> - 9 am – Noon at the Fisher Auditorium, OARDC Campus. Members must leave their garment the night of July 9 in the conference room to be judged the next day. (Room will be locked. No members or parents are permitted at judging) <b>Garment Pickup will be 1 -3 pm.</b> Member can come pick up their garments that afternoon or during Still Project Judging July 13, 2015 from 7-8:30 pm.
<b>July 14, 2015</b>	<b>Style Revue &amp; 4-H Awards Program</b> - 7:00 p.m. at Fisher Auditorium, OARDC. Family & friends are invited to see 4-H members model their clothing projects. Construction Award winners and State Fair representatives in all FCS & Still project areas will be announced at this event.
<b>August 11, 2015</b>	<b>“Last Chance” FCS Project Judging</b> - 6:00 - 9:00 p.m. at Wayne County Fairgrounds. For members not interested in or unable to participate in the July 8 <sup>th</sup> judging event.

## Project Information


**Multiple Projects:** 4-H’ers who take more than one clothing project must complete separate learning experiences related to each, **including creating a separate, complete, total-look outfit for each project.** Using items from two or more projects to form one outfit will not be considered as a “completion” of either project during state fair evaluation.

**Repeating Projects:** Members who repeat clothing projects should attempt new challenges each year such as doing more advanced experiments and surveys and sewing more complicated patterns or harder-to-handle fabrics.

# #430 – Shopping Savvy

## Project Checklist

- Read and follow all rules** pertaining to your project in this document and the Jr Fair book
- Enroll in 4-H by April 1, 2015**  
(Enrollment form should be turned into your club advisor before this date)
- Attend Project Judging** July 9 or August 11
- Make a Jr Fair Entry** for your project by August 1, 2015 (if you want to exhibit at the fair)  
Entries for the Fair must be made by class number, not project number. Refer to Jr. Fair Handbook for class entry listings and numbers. (Entry form should be turned into your club advisor before this date)
- Know the fiber content of the fabric** and how to care for the garment
- Learn to apply the Seven Clues to a Total Look:** fashion, fit, design, construction, grooming, posture & poise and personable qualities.

PROJECT	PROJECT REQUIREMENTS	JUDGING REQUIREMENTS	FAIR EXHIBIT
#430 Shopping Savvy  <i>Intermediate</i>	Complete requirements on pages 5-7 of project book. Put together a Total Look outfit including accessories.	Model your outfit. Bring complete project book and other records.  <i>Selection Emphasis</i>	Display a 22" x 28" poster or other educational exhibit.  

## IMPORTANT DATES

<b>April 22 or 27, 2015</b>	<b>Pattern Selection Night</b> – 6-8:30 pm at JoAnn Fabrics, Wooster. Members may come in and get advise on selecting their pattern and fabrics from Building 10 – FCS Committee members and Master Clothing Educators.
<b>July 9, 2015</b>	<b>“Early Bird” FCS Project Judging</b> - 4:30 - 8:30 p.m. at the Fisher Auditorium, OARDC Campus. To be eligible for State Fair selection, members must participate in this event.
<b>July 14, 2015</b>	<b>Style Revue &amp; 4-H Awards Program</b> - 7:00 p.m. at Fisher Auditorium, OARDC. Family & friends are invited to see 4-H members model their clothing projects. Construction Award winners and State Fair representatives in all FCS & Still project areas will be announced at this event.
<b>August 11, 2015</b>	<b>“Last Chance” FCS Project Judging</b> - 6:00 - 9:00 p.m. at Wayne County Fairgrounds. For members not interested in or unable to participate in the July 8 <sup>th</sup> judging event.

## Project Information


**Multiple Projects:** 4-H’ers who take more than one clothing project must complete separate learning experiences related to each, **including creating a separate, complete, total-look outfit for each project.** Using items from two or more projects to form one outfit will not be considered as a “completion” of either project during state fair evaluation.

**Repeating Projects:** Members who repeat clothing projects should attempt new challenges each year such as doing more advanced experiments and surveys and sewing more complicated patterns or harder-to-handle fabrics.

# #431M – Clothing Master

## Project Checklist

- Read and follow all rules** pertaining to your project in this document and the Jr Fair book
- Enroll in 4-H by April 1, 2015**  
(Enrollment form should be turned into your club advisor before this date)
- Attend Project Judging** July 9 or August 11
- Make a Jr Fair Entry** for your project by August 1, 2015 (if you want to exhibit at the fair)  
Entries for the Fair must be made by class number, not project number. Refer to Jr. Fair Handbook for class entry listings and numbers. (Entry form should be turned into your club advisor before this date)
- Know the fiber content of the fabric** and how to care for the garment
- Learn to apply the Seven Clues to a Total Look:** fashion, fit, design, construction, grooming, posture & poise and personable qualities.

PROJECT	PROJECT REQUIREMENTS	JUDGING REQUIREMENTS	FAIR EXHIBIT
#431M Clothing Master  <i>Advanced</i>	Complete requirements in project book. Make at least one garment or clothing accessory	Model your outfit. Bring complete project book and other records.  <i>Selection Emphasis</i>	Display the garment or clothing accessory you made.  

## IMPORTANT DATES

<b>April 22 or 27, 2015</b>	<b>Pattern Selection Night</b> – 6-8:30 pm at JoAnn Fabrics, Wooster. Members may come in and get advise on selecting their pattern and fabrics from Building 10 – FCS Committee members and Master Clothing Educators.
<b>July 9, 2015</b>	<b>“Early Bird” FCS Project Judging</b> - 4:30 - 8:30 p.m. at the Fisher Auditorium, OARDC Campus. To be eligible for State Fair selection, members must participate in this event.
<b>July 10, 2015</b>	<b>Construction Judging</b> - 9 am – Noon at the Fisher Auditorium, OARDC Campus. Members must leave their garment the night of July 9 in the conference room to be judged the next day. (Room will be locked. No members or parents are permitted at judging) <b>Garment Pickup will be 1 -3 pm.</b> Member can come pick up their garments that afternoon or during Still Project Judging July 13, 2015 from 7-8:30 pm.
<b>July 14, 2015</b>	<b>Style Revue &amp; 4-H Awards Program</b> - 7:00 p.m. at Fisher Auditorium, OARDC. Family & friends are invited to see 4-H members model their clothing projects. Construction Award winners and State Fair representatives in all FCS & Still project areas will be announced at this event.
<b>August 11, 2015</b>	<b>“Last Chance” FCS Project Judging</b> - 6:00 - 9:00 p.m. at Wayne County Fairgrounds. For members not interested in or unable to participate in the July 8 <sup>th</sup> judging event.

## Project Information


**Multiple Projects:** 4-H’ers who take more than one clothing project must complete separate learning experiences related to each, **including creating a separate, complete, total-look outfit for each project.** Using items from two or more projects to form one outfit will not be considered as a “completion” of either project during state fair evaluation.

**Repeating Projects:** Members who repeat clothing projects should attempt new challenges each year such as doing more advanced experiments and surveys and sewing more complicated patterns or harder-to-handle fabrics.

# #432M – Sewing (non-clothing) Master

## Project Checklist

- Read and follow all rules** pertaining to your project in this document and the Jr Fair book
- Enroll in 4-H by April 1, 2015**  
(Enrollment form should be turned into your club advisor before this date)
- Attend Project Judging** July 9 or August 11
- Make a Jr Fair Entry** for your project by August 1, 2015 (if you want to exhibit at the fair)  
Entries for the Fair must be made by class number, not project number. Refer to Jr. Fair Handbook for class entry listings and numbers. (Entry form should be turned into your club advisor before this date)
- Know the fiber content of the fabric** and how to care for the garment
- Learn to apply the Seven Clues to a Total Look:** fashion, fit, design, construction, grooming, posture & poise and personable qualities.

PROJECT	PROJECT REQUIREMENTS	JUDGING REQUIREMENTS	FAIR EXHIBIT
#432M Sewing Master  <i>Advanced</i>	Complete requirements on in project book. Make at least one non-clothing Fabric item.	Model your outfit. Bring complete project book and other records.  <i>Selection Emphasis</i>	Display the garment or clothing accessory you made.  

## IMPORTANT DATES

<b>April 22 or 27, 2015</b>	<b>Pattern Selection Night</b> – 6-8:30 pm at JoAnn Fabrics, Wooster. Members may come in and get advise on selecting their pattern and fabrics from Building 10 – FCS Committee members and Master Clothing Educators.
<b>July 9, 2015</b>	<b>“Early Bird” FCS Project Judging</b> - 4:30 - 8:30 p.m. at the Fisher Auditorium, OARDC Campus. To be eligible for State Fair selection, members must participate in this event.
<b>July 14, 2015</b>	<b>Style Revue &amp; 4-H Awards Program</b> - 7:00 p.m. at Fisher Auditorium, OARDC. Family & friends are invited to see 4-H members model their clothing projects. Construction Award winners and State Fair representatives in all FCS & Still project areas will be announced at this event.
<b>August 11, 2015</b>	<b>“Last Chance” FCS Project Judging</b> - 6:00 - 9:00 p.m. at Wayne County Fairgrounds. For members not interested in or unable to participate in the July 8 <sup>th</sup> judging event.

## Project Information

**Multiple Projects:** 4-H’ers who take more than one clothing project must complete separate learning experiences related to each, **including creating a separate, complete, total-look outfit for each project.** Using items from two or more projects to form one outfit will not be considered as a “completion” of either project during state fair evaluation.

**Repeating Projects:** Members who repeat clothing projects should attempt new challenges each year such as doing more advanced experiments and surveys and sewing more complicated patterns or harder-to-handle fabrics.

## Child & Family Development Projects

**# 434 Growing  
on My Own**


**# 435 Growing  
with Others**

**# 436 Growing  
with  
Communities**

**# 442 Family  
History  
Treasure Hunt**

### Project Checklist

- Read and follow all rules** pertaining to your project in this document and the Jr Fair book
- Enroll in 4-H by April 1, 2015**  
(Enrollment form should be turned into your club advisor before this date)
- Attend Project Judging** July 13 or August 11
- Make a Jr Fair Entry** for your project by August 1, 2015 (if you want to exhibit at the fair)  
Entries for the Fair must be made by class number, not project number. Refer to Jr. Fair Handbook for class entry listings and numbers. (Entry form should be turned into your club advisor before this date)

PROJECT	PROJECT REQUIREMENTS	JUDGING REQUIREMENTS	FAIR EXHIBIT
<p><b># 434 , # 435, # 436, # 442</b></p> 	<p>Complete the project requirements in your book.</p>	<ul style="list-style-type: none"> <li>- Bring your completed book to judging.</li> <li>- Prepare a poster or educational display showing something you learned in the project and take it to judging.</li> </ul>	<ul style="list-style-type: none"> <li>- Exhibit your poster or educational display.</li> <li>- Foam board is not permitted.</li> </ul>

Eligible Project

### IMPORTANT DATES

Ask your project or organizational advisor or call the Extension office (330-264-8722) for more information about the following events.

#### Early Still Project, Small Animal and Gardening Judging

**July 13, 2015**

7:00 – 8:30 p.m.. at the Fisher Auditorium, OARDC Campus

#### Style Revue and State Fair Awards Program

**July 14, 2015**

7 pm at Fisher Auditorium, OARDC

Family and Friends are invited to see the Wayne County State Fair Representatives in all State Fair eligible 4-H project areas and the 4-H Style Review.

#### Second FCS, Still Project, Small Animal and Gardening Judging

**August 11, 2015**

6:00 - 9:00 p.m. at Wayne County Fairgrounds

Report to the Registration Area first, then you will be instructed which area to report to.

### Please Note

Please Note: Members who participate in the Early Judging (July 9), and are not displaying their exhibit in a club booth, must bring their exhibit to the Junior Fair Building on August 11 from 6:30 till 8:30 p.m. Please be sure to bring your ribbons, we recommend you put your name on the back of each ribbon.


State Fair Selection for projects that offer State Fair Competition will take place at the July 9 judging.

Updated March 2015

# #445 Becoming Money Wise

## Project Checklist

- Read and follow all rules** pertaining to your project in this document and the Jr Fair book
- Enroll in 4-H by April 1, 2015**  
(Enrollment form should be turned into your club advisor before this date)
- Attend Project Judging** July 9 or August 11
- Make a Jr Fair Entry** for your project by August 1, 2015 (if you want to exhibit at the fair)  
Entries for the Fair must be made by class number, not project number. Refer to Jr. Fair Handbook for class entry listings and numbers. (Entry form should be turned into your club advisor before this date)

PROJECT	PROJECT REQUIREMENTS	JUDGING REQUIREMENTS	FAIR EXHIBIT
<b>#445</b> Becoming Money Wise  <i>Beginner</i> <i>Multi-year project</i>	Complete requirements on page 2 in project book. <b>Level 1</b> - Keep a money journal for at least 4 weeks. <b>Level 2</b> – Continue money journal & make a spending plan to reach a goal.	Bring completed project book and other records of your activities. Be prepared to discuss what you learned.	22" x 28" poster or other educational exhibit.  

## IMPORTANT DATES

Ask your project or organizational advisor or call the Extension office (330-264-8722) for more information about the following events.

### Early FCS Judging

**July 9, 2015**

4:30 - 8:30 p.m. at the Fisher Auditorium, OARDC Campus

### Style Revue and State Fair Awards Program

**July 14, 2015**

7 pm at Fisher Auditorium, OARDC

Family and Friends are invited to see the Wayne County State Fair Representatives in all State Fair eligible 4-H project areas and the 4-H Style Review.

### Second FCS, Still Project, Small Animal And Gardening Judging

**August 11, 2015**

6:00 - 9:00 p.m. at Wayne County Fairgrounds

Report to the Registration Area first, then you will be instructed which area to report to.

## Please Note


Please Note: Members who participate in the Early Judging (July 9), and are not displaying their exhibit in a club booth, must bring their exhibit to the Junior Fair Building on August 11 from 6:30 till 8:30 p.m. Please be sure to bring your ribbons, we recommend you put your name on the back of each ribbon.

State Fair Selection for projects that offer State Fair Competition will take place at the July 9 judging.

# #446 Money Fun-damentals

## Project Checklist

- Read and follow all rules** pertaining to your project in this document and the Jr Fair book
- Enroll in 4-H by April 1, 2015**  
(Enrollment form should be turned into your club advisor before this date)
- Attend Project Judging** July 9 or August 11
- Make a Jr Fair Entry** for your project by August 1, 2015 (if you want to exhibit at the fair)  
Entries for the Fair must be made by class number, not project number. Refer to Jr. Fair Handbook for class entry listings and numbers. (Entry form should be turned into your club advisor before this date)

PROJECT	PROJECT REQUIREMENTS	JUDGING REQUIREMENTS	FAIR EXHIBIT
#446 Money Fun-damentals  <i>Intermediate</i>	Complete requirements on page 26 in project book.	Bring completed project book and other records of your activities. Be prepared to discuss what you learned.	22" x 28" poster or other educational exhibit. 

## IMPORTANT DATES

Ask your project or organizational advisor or call the Extension office (330-264-8722) for more information about the following events.

### Early FCS Judging

**July 9, 2015**

4:30 - 8:30p.m. at the Fisher Auditorium, OARDC Campus

### Style Revue and State Fair Awards Program

**July 14, 2015**

7 pm at Fisher Auditorium, OARDC

Family and Friends are invited to see the Wayne County State Fair Representatives in all State Fair eligible 4-H project areas and the 4-H Style Review.

### Second FCS, Still Project, Small Animal And Gardening Judging

**August 11, 2015**

6:00 - 9:00 p.m. at Wayne County Fairgrounds

Report to the Registration Area first, then you will be instructed which area to report to.

## Please Note

Please Note: Members who participate in the Early Judging (July 9), and are not displaying their exhibit in a club booth, must bring their exhibit to the Junior Fair Building on August 11 from 6:30 till 8:30 p.m. Please be sure to bring your ribbons, we recommend you put your name on the back of each ribbon.


State Fair Selection for projects that offer State Fair Competition will take place at the July 9 judging.



# #447 Money Moves

## Project Checklist

- Read and follow all rules** pertaining to your project in this document and the Jr Fair book
- Enroll in 4-H by April 1, 2015**  
(Enrollment form should be turned into your club advisor before this date)
- Attend Project Judging** July 9 or August 11
- Make a Jr Fair Entry** for your project by August 1, 2015 (if you want to exhibit at the fair)  
Entries for the Fair must be made by class number, not project number. Refer to Jr. Fair Handbook for class entry listings and numbers. (Entry form should be turned into your club advisor before this date)

PROJECT	PROJECT REQUIREMENTS	JUDGING REQUIREMENTS	FAIR EXHIBIT
#447 Money Moves  <i>Intermediate</i>	Complete requirements on page 34 in project book.	Bring completed project book and other records of your activities. Be prepared to discuss what you learned.	22" x 28" poster or other educational exhibit.  

## IMPORTANT DATES

Ask your project or organizational advisor or call the Extension office (330-264-8722) for more information about the following events.

### Early FCS Judging

**July 9, 2015**

4:30 - 8:30p.m. at the Fisher Auditorium, OARDC Campus

### Style Revue and State Fair Awards Program

**July 14, 2015**

7 pm at Fisher Auditorium, OARDC

Family and Friends are invited to see the Wayne County State Fair Representatives in all State Fair eligible 4-H project areas and the 4-H Style Review.

### Second FCS, Still Project, Small Animal And Gardening Judging

**August 11, 2015**

6:00 - 9:00 p.m. at Wayne County Fairgrounds

Report to the Registration Area first, then you will be instructed which area to report to.

## Please Note


Please Note: Members who participate in the Early Judging (July 9), and are not displaying their exhibit in a club booth, must bring their exhibit to the Junior Fair Building on August 11 from 6:30 till 8:30 p.m. Please be sure to bring your ribbons, we recommend you put your name on the back of each ribbon.

State Fair Selection for projects that offer State Fair Competition will take place at the July 9 judging.

# #448 Teens. . . On the Road to Financial Success

## Project Checklist

- Read and follow all rules** pertaining to your project in this document and the Jr Fair book
- Enroll in 4-H by April 1, 2015**  
(Enrollment form should be turned into your club advisor before this date)
- Attend Project Judging** July 9 or August 11
- Make a Jr Fair Entry** for your project by August 1, 2015 (if you want to exhibit at the fair)  
Entries for the Fair must be made by class number, not project number. Refer to Jr. Fair Handbook for class entry listings and numbers. (Entry form should be turned into your club advisor before this date)

PROJECT	PROJECT REQUIREMENTS	JUDGING REQUIREMENTS	FAIR EXHIBIT
<b>#448</b> Teens... On the Road to Financial Success  <i>Advanced</i> <i>Multi-year project</i>	Complete requirements on pages 2-3 in project book. Track spending for at least 4 weeks, develop a budget, set up a filing system.	Bring completed project book and other records of your activities. Be prepared to discuss what you learned..	22" x 28" poster or other educational exhibit.  

## IMPORTANT DATES

Ask your project or organizational advisor or call the Extension office (330-264-8722) for more information about the following events.

### Early FCS Judging

**July 9, 2015**

4:30 - 8:30p.m. at the Fisher Auditorium, OARDC Campus

### Style Revue and State Fair Awards Program

**July 14, 2015**

7 pm at Fisher Auditorium, OARDC

Family and Friends are invited to see the Wayne County State Fair Representatives in all State Fair eligible 4-H project areas and the 4-H Style Review.

### Second FCS, Still Project, Small Animal And Gardening Judging

**August 11, 2015**

6:00 - 9:00 p.m. at Wayne County Fairgrounds

Report to the Registration Area first, then you will be instructed which area to report to.

## Please Note


Please Note: Members who participate in the Early Judging (July 9), and are not displaying their exhibit in a club booth, must bring their exhibit to the Junior Fair Building on August 11 from 6:30 till 8:30 p.m. Please be sure to bring your ribbons, we recommend you put your name on the back of each ribbon.

State Fair Selection for projects that offer State Fair Competition will take place at the July 9 judging.

# #459 Let's Start Cooking

## Project Checklist

- Read and follow all rules** pertaining to your project in this document and the Jr Fair book
- Enroll in 4-H by April 1, 2015**  
(Enrollment form should be turned into your club advisor before this date)
- Attend Project Judging** July 9 or August 11
- Make a Jr Fair Entry** for your project by August 1, 2015 (if you want to exhibit at the fair)  
Entries for the Fair must be made by class number, not project number. Refer to Jr. Fair Handbook for class entry listings and numbers. (Entry form should be turned into your club advisor before this date)

PROJECT	PROJECT REQUIREMENTS	JUDGING REQUIREMENTS	FAIR EXHIBIT
#459 Let's Start Cooking <i>Beginner</i>	Complete requirements on page 2 of project book.	Bring <i>Presentation Folder**</i> , project book, one prepared dish, menu plan for 1 day which includes prepared dish, table setting for meal at which dish is served. Bring recipe.*	Poster or club exhibit. 

## IMPORTANT DATES

Ask your project or organizational advisor or call the Extension office (330-264-8722) for more information about the following events.

**July 9, 2015** "Early Bird" FCS Project Judging - 4:30 - 8:30 p.m. at the Fisher Auditorium, OARDC Campus. To be eligible for State Fair selection, members must participate in this event.

**July 14, 2015** Style Revue & State Fair Awards Program - 7:00 p.m. at Fisher Auditorium, OARDC. Family & friends are invited to see 4-H members model their clothing projects. Outstanding Exhibitor Award winners and State Fair representatives in all State Fair eligible FCS & Still project areas will be announced at this event.

**August 11, 2015** "Last Chance" Project Judging - 6:00 - 9:00 p.m. at Wayne County Fairgrounds. For members not interested in or unable to participate in the July 8 judging event.

\*Members are encouraged to try all recipes in the project book at least once. After trying all the recipes in the project book, members are encouraged to try variations, even be creative and develop their own variations of recipes in the book. For judging purposes, members may use recipes not printed in the project book. However, to ensure that similar ingredients and preparation techniques are being evaluated, a recipe used as a substitution **MUST** be very similar to a recipe in the project book. For example, in the Star Spangled Foods project, a member may substitute another Snicker doodle recipe for the one in the book, but may not substitute Chocolate Chip or Peanut Butter cookies for the Snicker doodles. Remember, the quality of the food only counts for 10% of the overall evaluation rating. The member's knowledge of basic nutrition and the information in the project book counts for 75% of the rating. If the recipe used for judging is not printed in the member's project book, it should be written on a recipe card.


**\*\*Presentation Folder** – prepare a 3-pronged folder that includes one 8½" x 11" page (one-sided only) for each "activity area" or "interest area" as designated in the front of your project book. These pages could be in collage, journaling, timeline, photo, or any other format that would illustrate your work and knowledge of your project. Each page could be different or could be a combination of styles allowing you to reflect on your learning experience. **There will be no points for scrapbooking style.**

Your *Presentation Folder* will be judged on the inclusion of information about the interest or activity areas listed in the front of your book, the organization of the materials, your verbal presentation, and your communication with the judge regarding your portfolio.

# #461 Let's Bake Quick Breads

## Project Checklist

- Read and follow all rules** pertaining to your project in this document and the Jr Fair book
- Enroll in 4-H by April 1, 2015**  
(Enrollment form should be turned into your club advisor before this date)
- Attend Project Judging** July 9 or August 11
- Make a Jr Fair Entry** for your project by August 1, 2015 (if you want to exhibit at the fair)  
Entries for the Fair must be made by class number, not project number. Refer to Jr. Fair Handbook for class entry listings and numbers. (Entry form should be turned into your club advisor before this date)

PROJECT	PROJECT REQUIREMENTS	JUDGING REQUIREMENTS	FAIR EXHIBIT
#461 Let's Bake Quick Breads <i>Intermediate</i>	Complete requirements on page 4 of project book. Understand the nutritive value of breads. Make muffins, biscuits and specialty breads.	Bring <i>Presentation Folder**</i> , project book, one prepared dish, menu plan for 1 day which includes prepared dish, table setting for meal at which dish is served. Bring recipe.*	Poster or club exhibit. 

## IMPORTANT DATES

Ask your project or organizational advisor or call the Extension office (330-264-8722) for more information about the following events.

**July 9, 2015** **"Early Bird" FCS Project Judging** - 4:30 - 8:30 p.m. at the Fisher Auditorium, OARDC Campus. To be eligible for State Fair selection, members must participate in this event.

**July 14, 2015** **Style Revue & State Fair Awards Program** - 7:00 p.m. at Fisher Auditorium, OARDC. Family & friends are invited to see 4-H members model their clothing projects. Outstanding Exhibitor Award winners and State Fair representatives in all State Fair eligible FCS & Still project areas will be announced at this event.

**August 11, 2015** **"Last Chance" Project Judging** - 6:00 - 9:00 p.m. at Wayne County Fairgrounds. For members not interested in or unable to participate in the July 8 judging event.

\*Members are encouraged to try all recipes in the project book at least once. After trying all the recipes in the project book, members are encouraged to try variations, even be creative and develop their own variations of recipes in the book. For judging purposes, members may use recipes not printed in the project book. However, to ensure that similar ingredients and preparation techniques are being evaluated, a recipe used as a substitution **MUST** be very similar to a recipe in the project book. For example, in the Star Spangled Foods project, a member may substitute another Snicker doodle recipe for the one in the book, but may not substitute Chocolate Chip or Peanut Butter cookies for the Snicker doodles. Remember, the quality of the food only counts for 10% of the overall evaluation rating. The member's knowledge of basic nutrition and the information in the project book counts for 75% of the rating. If the recipe used for judging is not printed in the member's project book, it should be written on a recipe card.


**\*\*Presentation Folder** – prepare a 3-pronged folder that includes one 8½" x 11" page (one-sided only) for each "activity area" or "interest area" as designated in the front of your project book. These pages could be in collage, journaling, timeline, photo, or any other format that would illustrate your work and knowledge of your project. Each page could be different or could be a combination of styles allowing you to reflect on your learning experience. **There will be no points for scrapbooking style.**

Your *Presentation Folder* will be judged on the inclusion of information about the interest or activity areas listed in the front of your book, the organization of the materials, your verbal presentation, and your communication with the judge regarding your portfolio.

# #462 Yeast Breads On the Rise

## Project Checklist

- Read and follow all rules** pertaining to your project in this document and the Jr Fair book
- Enroll in 4-H by April 1, 2015**  
(Enrollment form should be turned into your club advisor before this date)
- Attend Project Judging** July 9 or August 11
- Make a Jr Fair Entry** for your project by August 1, 2015 (if you want to exhibit at the fair)  
Entries for the Fair must be made by class number, not project number. Refer to Jr. Fair Handbook for class entry listings and numbers. (Entry form should be turned into your club advisor before this date)

PROJECT	PROJECT REQUIREMENTS	JUDGING REQUIREMENTS	FAIR EXHIBIT
#462 Yeast Breads on the Rise <i>Advanced</i>	Complete requirements on page 5 of project book. Understand the nutritive value of bread products. Recognize characteristics of quality yeast products.	Bring <i>Presentation Folder**</i> , project book, one prepared dish, menu plan for 1 day which includes prepared dish, table setting for meal at which dish is served. Bring recipe.*	Poster or club exhibit. 

## IMPORTANT DATES

Ask your project or organizational advisor or call the Extension office (330-264-8722) for more information about the following events.

**July 9, 2015** **“Early Bird” FCS Project Judging** - 4:30 - 8:30 p.m. at the Fisher Auditorium, OARDC Campus. To be eligible for State Fair selection, members must participate in this event.

**July 14, 2015** **Style Revue & State Fair Awards Program** - 7:00 p.m. at Fisher Auditorium, OARDC. Family & friends are invited to see 4-H members model their clothing projects. Outstanding Exhibitor Award winners and State Fair representatives in all State Fair eligible FCS & Still project areas will be announced at this event.

**August 11, 2015** **“Last Chance” FCS Project Judging** - 6:00 - 9:00 p.m. at Wayne County Fairgrounds. For members not interested in or unable to participate in the July 8 judging event.

\*Members are encouraged to try all recipes in the project book at least once. After trying all the recipes in the project book, members are encouraged to try variations, even be creative and develop their own variations of recipes in the book. For judging purposes, members may use recipes not printed in the project book. However, to ensure that similar ingredients and preparation techniques are being evaluated, a recipe used as a substitution **MUST** be very similar to a recipe in the project book. For example, in the Star Spangled Foods project, a member may substitute another Snicker doodle recipe for the one in the book, but may not substitute Chocolate Chip or Peanut Butter cookies for the Snicker doodles. Remember, the quality of the food only counts for 10% of the overall evaluation rating. The member's knowledge of basic nutrition and the information in the project book counts for 75% of the rating. If the recipe used for judging is not printed in the member's project book, it should be written on a recipe card.

**\*\*Presentation Folder** – prepare a 3-pronged folder that includes one 8½” x 11” page (one-sided only) for each “activity area” or “interest area” as designated in the front of your project book. These pages could be in collage, journaling, timeline, photo, or any other format that would illustrate your work and knowledge of your project. Each page could be different or could be a combination of styles allowing you to reflect on your learning experience. **There will be no points for scrapbooking style.**


Your *Presentation Folder* will be judged on the inclusion of information about the interest or activity areas listed in the front of your book, the organization of the materials, your verbal presentation, and your communication with the judge regarding your portfolio.

## #483 Sports Nutrition 1: On Your Mark!

## #463 Sports Nutrition 2: Get Set!

### Project Checklist

- Read and follow all rules** pertaining to your project in this document and the Jr Fair book
- Enroll in 4-H by April 1, 2015**  
(Enrollment form should be turned into your club advisor before this date)
- Attend Project Judging** July 9 or August 11
- Make a Jr Fair Entry** for your project by August 1, 2015 (if you want to exhibit at the fair)  
Entries for the Fair must be made by class number, not project number. Refer to Jr. Fair Handbook for class entry listings and numbers. (Entry form should be turned into your club advisor before this date)

PROJECT	PROJECT REQUIREMENTS	JUDGING REQUIREMENTS	FAIR EXHIBIT
<b>#463</b> <i>Intermediate</i> <b>#483</b> <i>Beginner</i>	Complete requirements on pgs. 4-7 of project book.	Bring <i>Presentation Folder**</i> , project book, one prepared dish, menu plan for 1 day which includes prepared dish, table setting for meal at which dish is served. Bring recipe.*	Poster or club exhibit.  

### IMPORTANT DATES

Ask your project or organizational advisor or call the Extension office (330-264-8722) for more information about the following events.

**July 9, 2015** **“Early Bird” FCS Project Judging** - 4:30 - 8:30 p.m. at the Fisher Auditorium, OARDC Campus. To be eligible for State Fair selection, members must participate in this event.

**July 14, 2015** **Style Revue & State Fair Awards Program** - 7:00 p.m. at Fisher Auditorium, OARDC. Family & friends are invited to see 4-H members model their clothing projects. Outstanding Exhibitor Award winners and State Fair representatives in all State Fair eligible FCS & Still project areas will be announced at this event.

**August 11, 2015** **“Last Chance” FCS Project Judging** - 6:00 - 9:00 p.m. at Wayne County Fairgrounds. For members not interested in or unable to participate in the July 8 judging event.

\*Members are encouraged to try all recipes in the project book at least once. After trying all the recipes in the project book, members are encouraged to try variations, even be creative and develop their own variations of recipes in the book. For judging purposes, members may use recipes not printed in the project book. However, to ensure that similar ingredients and preparation techniques are being evaluated, a recipe used as a substitution **MUST** be very similar to a recipe in the project book. For example, in the Star Spangled Foods project, a member may substitute another Snicker doodle recipe for the one in the book, but may not substitute Chocolate Chip or Peanut Butter cookies for the Snicker doodles. Remember, the quality of the food only counts for 10% of the overall evaluation rating. The member's knowledge of basic nutrition and the information in the project book counts for 75% of the rating. If the recipe used for judging is not printed in the member's project book, it should be written on a recipe card.


**\*\*Presentation Folder** – prepare a 3-pronged folder that includes one 8½” x 11” page (one-sided only) for each “activity area” or “interest area” as designated in the front of your project book. These pages could be in collage, journaling, timeline, photo, or any other format that would illustrate your work and knowledge of your project. Each page could be different or could be a combination of styles allowing you to reflect on your learning experience. **There will be no points for scrapbooking style.**

Your *Presentation Folder* will be judged on the inclusion of information about the interest or activity areas listed in the front of your book, the organization of the materials, your verbal presentation, and your communication with the judge regarding your portfolio.

# #467 You're the Chef

## Project Checklist

- Read and follow all rules** pertaining to your project in this document and the Jr Fair book
- Enroll in 4-H by April 1, 2015**  
(Enrollment form should be turned into your club advisor before this date)
- Attend Project Judging** July 9 or August 11
- Make a Jr Fair Entry** for your project by August 1, 2015 (if you want to exhibit at the fair)  
Entries for the Fair must be made by class number, not project number. Refer to Jr. Fair Handbook for class entry listings and numbers. (Entry form should be turned into your club advisor before this date)

PROJECT	PROJECT REQUIREMENTS	JUDGING REQUIREMENTS	FAIR EXHIBIT
#467 You're the Chef <i>Advanced</i>	Complete requirements on page 3 of project book. Learn to prepare 7 different types of meals.	Bring <i>Presentation Folder**</i> , project book, one prepared dish, menu plan for 1 day which includes prepared dish, table setting for meal at which dish is served. Bring recipe.*	Poster or club exhibit. 

## IMPORTANT DATES

Ask your project or organizational advisor or call the Extension office (330-264-8722) for more information about the following events.

**July 9, 2015** "Early Bird" FCS Project Judging - 4:30 - 8:30 p.m. at the Fisher Auditorium, OARDC Campus. To be eligible for State Fair selection, members must participate in this event.

**July 14, 2015** **Style Revue & State Fair Awards Program** - 7:00 p.m. at Fisher Auditorium, OARDC. Family & friends are invited to see 4-H members model their clothing projects. Outstanding Exhibitor Award winners and State Fair representatives in all State Fair eligible FCS & Still project areas will be announced at this event.

**August 11, 2015** "Last Chance" FCS Project Judging - 6:00 - 9:00 p.m. at Wayne County Fairgrounds. For members not interested in or unable to participate in the July 8 judging event.

\*Members are encouraged to try all recipes in the project book at least once. After trying all the recipes in the project book, members are encouraged to try variations, even be creative and develop their own variations of recipes in the book. For judging purposes, members may use recipes not printed in the project book. However, to ensure that similar ingredients and preparation techniques are being evaluated, a recipe used as a substitution **MUST** be very similar to a recipe in the project book. For example, in the Star Spangled Foods project, a member may substitute another Snicker doodle recipe for the one in the book, but may not substitute Chocolate Chip or Peanut Butter cookies for the Snicker doodles. Remember, the quality of the food only counts for 10% of the overall evaluation rating. The member's knowledge of basic nutrition and the information in the project book counts for 75% of the rating. If the recipe used for judging is not printed in the member's project book, it should be written on a recipe card.


**\*\*Presentation Folder** – prepare a 3-pronged folder that includes one 8½" x 11" page (one-sided only) for each "activity area" or "interest area" as designated in the front of your project book. These pages could be in collage, journaling, timeline, photo, or any other format that would illustrate your work and knowledge of your project. Each page could be different or could be a combination of styles allowing you to reflect on your learning experience. **There will be no points for scrapbooking style.**

Your *Presentation Folder* will be judged on the inclusion of information about the interest or activity areas listed in the front of your book, the organization of the materials, your verbal presentation, and your communication with the judge regarding your portfolio.

# #469 The Global Gourmet

## Project Checklist

- Read and follow all rules** pertaining to your project in this document and the Jr Fair book
- Enroll in 4-H by April 1, 2015**  
(Enrollment form should be turned into your club advisor before this date)
- Attend Project Judging** July 9 or August 11
- Make a Jr Fair Entry** for your project by August 1, 2015 (if you want to exhibit at the fair)  
Entries for the Fair must be made by class number, not project number. Refer to Jr. Fair Handbook for class entry listings and numbers. (Entry form should be turned into your club advisor before this date)

PROJECT	PROJECT REQUIREMENTS	JUDGING REQUIREMENTS	FAIR EXHIBIT
#469 The Global Gourmet <i>Advanced</i>	Complete requirements on page 2 of project book. Learn about and prepare foods from other countries.	Bring <i>Presentation Folder**</i> , project book, one prepared dish, menu plan for 1 day which includes prepared dish, table setting for meal at which dish is served. Bring recipe.*	Poster or club exhibit. 

## IMPORTANT DATES

Ask your project or organizational advisor or call the Extension office (330-264-8722) for more information about the following events.

- July 9, 2015** "Early Bird" FCS Project Judging - 4:30 - 8:30 p.m. at the Fisher Auditorium, OARDC Campus. To be eligible for State Fair selection, members must participate in this event.
- 
- July 14, 2015** Style Revue & State Fair Awards Program - 7:00 p.m. at Fisher Auditorium, OARDC. Family & friends are invited to see 4-H members model their clothing projects. Outstanding Exhibitor Award winners and State Fair representatives in all State Fair eligible FCS & Still project areas will be announced at this event.
- 
- August 11, 2015** "Last Chance" FCS Project Judging - 6:00 - 9:00 p.m. at Wayne County Fairgrounds. For members not interested in or unable to participate in the July 8 judging event.

\*Members are encouraged to try all recipes in the project book at least once. After trying all the recipes in the project book, members are encouraged to try variations, even be creative and develop their own variations of recipes in the book. For judging purposes, members may use recipes not printed in the project book. However, to ensure that similar ingredients and preparation techniques are being evaluated, a recipe used as a substitution **MUST** be very similar to a recipe in the project book. For example, in the Star Spangled Foods project, a member may substitute another Snicker doodle recipe for the one in the book, but may not substitute Chocolate Chip or Peanut Butter cookies for the Snicker doodles. Remember, the quality of the food only counts for 10% of the overall evaluation rating. The member's knowledge of basic nutrition and the information in the project book counts for 75% of the rating. If the recipe used for judging is not printed in the member's project book, it should be written on a recipe card.

**\*\*Presentation Folder** – prepare a 3-pronged folder that includes one 8½" x 11" page (one-sided only) for each "activity area" or "interest area" as designated in the front of your project book. These pages could be in collage, journaling, timeline, photo, or any other format that would illustrate your work and knowledge of your project. Each page could be different or could be a combination of styles allowing you to reflect on your learning experience. **There will be no points for scrapbooking style.**


Your *Presentation Folder* will be judged on the inclusion of information about the interest or activity areas listed in the front of your book, the organization of the materials, your verbal presentation, and your communication with the judge regarding your portfolio.



# #472 Grill Master #474 Beyond the Grill

## Project Checklist

- Read and follow all rules** pertaining to your project in this document and the Jr Fair book
- Enroll in 4-H by April 1, 2015**  
(Enrollment form should be turned into your club advisor before this date)
- Attend Project Judging** July 9 or August 11
- Make a Jr Fair Entry** for your project by August 1, 2015 (if you want to exhibit at the fair)  
Entries for the Fair must be made by class number, not project number. Refer to Jr. Fair Handbook for class entry listings and numbers. (Entry form should be turned into your club advisor before this date)

PROJECT	PROJECT REQUIREMENTS	JUDGING REQUIREMENTS	FAIR EXHIBIT
#472 Grill Master <i>Intermediate</i> #474 Beyond the Grill <i>Advanced</i>	Complete requirements in project book.	Bring <i>Presentation Folder**</i> , project book, one prepared dish, menu plan for 1 day which includes prepared dish, table setting for meal at which dish is served. Bring recipe.* <i>May be evaluated as a group.</i>	Poster or club exhibit. 

## IMPORTANT DATES

Ask your project or organizational advisor or call the Extension office (330-264-8722) for more information about the following events.

**July 9, 2015**     **“Early Bird” FCS Project Judging** - 4:30 - 8:30 p.m. at the Fisher Auditorium, OARDC Campus. To be eligible for State Fair selection, members must participate in this event.

**July 14, 2015**     **Style Revue & State Fair Awards Program** - 7:00 p.m. at Fisher Auditorium, OARDC. Family & friends are invited to see 4-H members model their clothing projects. Outstanding Exhibitor Award winners and State Fair representatives in all State Fair eligible FCS & Still project areas will be announced at this event.

**August 11, 2015**     **“Last Chance” FCS Project Judging** - 6:00 - 9:00 p.m. at Wayne County Fairgrounds. For members not interested in or unable to participate in the July 8 judging event.

\*Members are encouraged to try all recipes in the project book at least once. After trying all the recipes in the project book, members are encouraged to try variations, even be creative and develop their own variations of recipes in the book. For judging purposes, members may use recipes not printed in the project book. However, to ensure that similar ingredients and preparation techniques are being evaluated, a recipe used as a substitution **MUST** be very similar to a recipe in the project book. For example, in the Star Spangled Foods project, a member may substitute another Snicker doodle recipe for the one in the book, but may not substitute Chocolate Chip or Peanut Butter cookies for the Snicker doodles. Remember, the quality of the food only counts for 10% of the overall evaluation rating. The member's knowledge of basic nutrition and the information in the project book counts for 75% of the rating. If the recipe used for judging is not printed in the member's project book, it should be written on a recipe card.


**\*\*Presentation Folder** – prepare a 3-pronged folder that includes one 8½" x 11" page (one-sided only) for each “activity area” or “interest area” as designated in the front of your project book. These pages could be in collage, journaling, timeline, photo, or any other format that would illustrate your work and knowledge of your project. Each page could be different or could be a combination of styles allowing you to reflect on your learning experience. **There will be no points for scrapbooking style.**

Your *Presentation Folder* will be judged on the inclusion of information about the interest or activity areas listed in the front of your book, the organization of the materials, your verbal presentation, and your communication with the judge regarding your portfolio.

# #475 Star Spangled Foods

## Project Checklist

- Read and follow all rules** pertaining to your project in this document and the Jr Fair book
- Enroll in 4-H by April 1, 2015**  
(Enrollment form should be turned into your club advisor before this date)
- Attend Project Judging** July 9 or August 11
- Make a Jr Fair Entry** for your project by August 1, 2015 (if you want to exhibit at the fair)  
Entries for the Fair must be made by class number, not project number. Refer to Jr. Fair Handbook for class entry listings and numbers. (Entry form should be turned into your club advisor before this date)

PROJECT	PROJECT REQUIREMENTS	JUDGING REQUIREMENTS	FAIR EXHIBIT
#475 Star Spangled Foods <i>Intermediate</i>	Complete requirements on page 2 of project book. Prepare all recipes in book.	Bring <i>Presentation Folder**</i> , project book, one prepared dish, menu plan for 1 day which includes prepared dish, table setting for meal at which dish is served. Bring recipe.*	Poster or club exhibit. 

## IMPORTANT DATES

Ask your project or organizational advisor or call the Extension office (330-264-8722) for more information about the following events.

**July 9, 2015** "Early Bird" FCS Project Judging - 4:30 - 8:30 p.m. at the Fisher Auditorium, OARDC Campus. To be eligible for State Fair selection, members must participate in this event.

**July 14, 2015** **Style Revue & State Fair Awards Program** - 7:00 p.m. at Fisher Auditorium, OARDC. Family & friends are invited to see 4-H members model their clothing projects. Outstanding Exhibitor Award winners and State Fair representatives in all State Fair eligible FCS & Still project areas will be announced at this event.

**August 11, 2015** "Last Chance" FCS Project Judging - 6:00 - 9:00 p.m. at Wayne County Fairgrounds. For members not interested in or unable to participate in the July 8 judging event.

\*Members are encouraged to try all recipes in the project book at least once. After trying all the recipes in the project book, members are encouraged to try variations, even be creative and develop their own variations of recipes in the book. For judging purposes, members may use recipes not printed in the project book. However, to ensure that similar ingredients and preparation techniques are being evaluated, a recipe used as a substitution **MUST** be very similar to a recipe in the project book. For example, in the Star Spangled Foods project, a member may substitute another Snicker doodle recipe for the one in the book, but may not substitute Chocolate Chip or Peanut Butter cookies for the Snicker doodles. Remember, the quality of the food only counts for 10% of the overall evaluation rating. The member's knowledge of basic nutrition and the information in the project book counts for 75% of the rating. If the recipe used for judging is not printed in the member's project book, it should be written on a recipe card.


**\*\*Presentation Folder** – prepare a 3-pronged folder that includes one 8½" x 11" page (one-sided only) for each "activity area" or "interest area" as designated in the front of your project book. These pages could be in collage, journaling, timeline, photo, or any other format that would illustrate your work and knowledge of your project. Each page could be different or could be a combination of styles allowing you to reflect on your learning experience. **There will be no points for scrapbooking style.**

Your *Presentation Folder* will be judged on the inclusion of information about the interest or activity areas listed in the front of your book, the organization of the materials, your verbal presentation, and your communication with the judge regarding your portfolio.

# #476 Pathways to Culinary Success

## Project Checklist

- Read and follow all rules** pertaining to your project in this document and the Jr Fair book
- Enroll in 4-H by April 1, 2015**  
(Enrollment form should be turned into your club advisor before this date)
- Attend Project Judging** July 9 or August 11
- Make a Jr Fair Entry** for your project by August 1, 2015 (if you want to exhibit at the fair)  
Entries for the Fair must be made by class number, not project number. Refer to Jr. Fair Handbook for class entry listings and numbers. (Entry form should be turned into your club advisor before this date)

PROJECT	PROJECT REQUIREMENTS	JUDGING REQUIREMENTS	FAIR EXHIBIT
<b>#476</b> Pathways to Culinary Success <i>Advanced</i>	Complete requirements on page 1 of project book. Collect additional recipes and keep a journal of your experiences.	Bring <i>Presentation Folder**</i> , project book, one prepared dish, menu plan for 1 day which includes prepared dish, table setting for meal at which dish is served. Bring recipe.*	Poster or club exhibit. 

## IMPORTANT DATES

Ask your project or organizational advisor or call the Extension office (330-264-8722) for more information about the following events.

**July 9, 2015** "Early Bird" FCS Project Judging - 4:30 - 8:30 p.m. at the Fisher Auditorium, OARDC Campus. To be eligible for State Fair selection, members must participate in this event.

**July 14, 2015** Style Revue & State Fair Awards Program - 7:00 p.m. at Fisher Auditorium, OARDC. Family & friends are invited to see 4-H members model their clothing projects. Outstanding Exhibitor Award winners and State Fair representatives in all State Fair eligible FCS & Still project areas will be announced at this event.

**August 11, 2015** "Last Chance" FCS Project Judging - 6:00 - 9:00 p.m. at Wayne County Fairgrounds. For members not interested in or unable to participate in the July 8 judging event.

\*Members are encouraged to try all recipes in the project book at least once. After trying all the recipes in the project book, members are encouraged to try variations, even be creative and develop their own variations of recipes in the book. For judging purposes, members may use recipes not printed in the project book. However, to ensure that similar ingredients and preparation techniques are being evaluated, a recipe used as a substitution **MUST** be very similar to a recipe in the project book. For example, in the Star Spangled Foods project, a member may substitute another Snicker doodle recipe for the one in the book, but may not substitute Chocolate Chip or Peanut Butter cookies for the Snicker doodles. Remember, the quality of the food only counts for 10% of the overall evaluation rating. The member's knowledge of basic nutrition and the information in the project book counts for 75% of the rating. If the recipe used for judging is not printed in the member's project book, it should be written on a recipe card.


**\*\*Presentation Folder** – prepare a 3-pronged folder that includes one 8½" x 11" page (one-sided only) for each "activity area" or "interest area" as designated in the front of your project book. These pages could be in collage, journaling, timeline, photo, or any other format that would illustrate your work and knowledge of your project. Each page could be different or could be a combination of styles allowing you to reflect on your learning experience. **There will be no points for scrapbooking style.**

Your *Presentation Folder* will be judged on the inclusion of information about the interest or activity areas listed in the front of your book, the organization of the materials, your verbal presentation, and your communication with the judge regarding your portfolio.

# #477 Party Planner: A 4-H Guide to Quantity Cooking

## Project Checklist

- Read and follow all rules** pertaining to your project in this document and the Jr Fair book
- Enroll in 4-H by April 1, 2015**  
(Enrollment form should be turned into your club advisor before this date)
- Attend Project Judging** July 9 or August 11
- Make a Jr Fair Entry** for your project by August 1, 2015 (if you want to exhibit at the fair)  
Entries for the Fair must be made by class number, not project number. Refer to Jr. Fair Handbook for class entry listings and numbers. (Entry form should be turned into your club advisor before this date)

PROJECT	PROJECT REQUIREMENTS	JUDGING REQUIREMENTS	FAIR EXHIBIT
#477 Party Planner <i>Intermediate</i>	Complete requirements on pages 3-7 of project book.	Bring <i>Presentation Folder**</i> , project book, one prepared dish, menu plan for 1 day which includes prepared dish, table setting for meal at which dish is served. Bring recipe.*	Poster or club exhibit. 

## IMPORTANT DATES

Ask your project or organizational advisor or call the Extension office (330-264-8722) for more information about the following events.

**July 9, 2015** **“Early Bird” FCS Project Judging** - 4:30 - 8:30 p.m. at the Fisher Auditorium, OARDC Campus. To be eligible for State Fair selection, members must participate in this event.

**July 14, 2015** **Style Revue & State Fair Awards Program** - 7:00 p.m. at Fisher Auditorium, OARDC. Family & friends are invited to see 4-H members model their clothing projects. Outstanding Exhibitor Award winners and State Fair representatives in all State Fair eligible FCS & Still project areas will be announced at this event.

**August 11, 2015** **“Last Chance” FCS Project Judging** - 6:00 - 9:00 p.m. at Wayne County Fairgrounds. For members not interested in or unable to participate in the July 8 judging event.

\*Members are encouraged to try all recipes in the project book at least once. After trying all the recipes in the project book, members are encouraged to try variations, even be creative and develop their own variations of recipes in the book. For judging purposes, members may use recipes not printed in the project book. However, to ensure that similar ingredients and preparation techniques are being evaluated, a recipe used as a substitution **MUST** be very similar to a recipe in the project book. For example, in the Star Spangled Foods project, a member may substitute another Snicker doodle recipe for the one in the book, but may not substitute Chocolate Chip or Peanut Butter cookies for the Snicker doodles. Remember, the quality of the food only counts for 10% of the overall evaluation rating. The member's knowledge of basic nutrition and the information in the project book counts for 75% of the rating. If the recipe used for judging is not printed in the member's project book, it should be written on a recipe card.


**\*\*Presentation Folder** – prepare a 3-pronged folder that includes one 8½” x 11” page (one-sided only) for each “activity area” or “interest area” as designated in the front of your project book. These pages could be in collage, journaling, timeline, photo, or any other format that would illustrate your work and knowledge of your project. Each page could be different or could be a combination of styles allowing you to reflect on your learning experience. **There will be no points for scrapbooking style.**

Your *Presentation Folder* will be judged on the inclusion of information about the interest or activity areas listed in the front of your book, the organization of the materials, your verbal presentation, and your communication with the judge regarding your portfolio.

# #484 Snack Attack!

## Project Checklist

- Read and follow all rules** pertaining to your project in this document and the Jr Fair book
- Enroll in 4-H by April 1, 2015**  
(Enrollment form should be turned into your club advisor before this date)
- Attend Project Judging** July 9 or August 11
- Make a Jr Fair Entry** for your project by August 1, 2015 (if you want to exhibit at the fair)  
Entries for the Fair must be made by class number, not project number. Refer to Jr. Fair Handbook for class entry listings and numbers. (Entry form should be turned into your club advisor before this date)

PROJECT	PROJECT REQUIREMENTS	JUDGING REQUIREMENTS	FAIR EXHIBIT
#484 Snack Attack! <i>Beginner</i>	Complete requirements on pgs. 4-7 of project book. Make at least one recipe in each activity.	Bring <i>Presentation Folder**</i> , project book, one prepared dish, menu plan for 1 day which includes prepared dish, table setting for meal at which dish is served. Bring recipe.*	Poster or club exhibit. 

## IMPORTANT DATES

Ask your project or organizational advisor or call the Extension office (330-264-8722) for more information about the following events.

**July 9, 2015** "Early Bird" FCS Project Judging - 4:30 - 8:30 p.m. at the Fisher Auditorium, OARDC Campus. To be eligible for State Fair selection, members must participate in this event.

**July 14, 2015** Style Revue & State Fair Awards Program - 7:00 p.m. at Fisher Auditorium, OARDC. Family & friends are invited to see 4-H members model their clothing projects. Outstanding Exhibitor Award winners and State Fair representatives in all State Fair eligible FCS & Still project areas will be announced at this event.

**August 11, 2015** "Last Chance" FCS Project Judging - 6:00 - 9:00 p.m. at Wayne County Fairgrounds. For members not interested in or unable to participate in the July 8 judging event.

\*Members are encouraged to try all recipes in the project book at least once. After trying all the recipes in the project book, members are encouraged to try variations, even be creative and develop their own variations of recipes in the book. For judging purposes, members may use recipes not printed in the project book. However, to ensure that similar ingredients and preparation techniques are being evaluated, a recipe used as a substitution **MUST** be very similar to a recipe in the project book. For example, in the Star Spangled Foods project, a member may substitute another Snicker doodle recipe for the one in the book, but may not substitute Chocolate Chip or Peanut Butter cookies for the Snicker doodles. Remember, the quality of the food only counts for 10% of the overall evaluation rating. The member's knowledge of basic nutrition and the information in the project book counts for 75% of the rating. If the recipe used for judging is not printed in the member's project book, it should be written on a recipe card.


**\*\*Presentation Folder** – prepare a 3-pronged folder that includes one 8½" x 11" page (one-sided only) for each "activity area" or "interest area" as designated in the front of your project book. These pages could be in collage, journaling, timeline, photo, or any other format that would illustrate your work and knowledge of your project. Each page could be different or could be a combination of styles allowing you to reflect on your learning experience. **There will be no points for scrapbooking style.**

Your *Presentation Folder* will be judged on the inclusion of information about the interest or activity areas listed in the front of your book, the organization of the materials, your verbal presentation, and your communication with the judge regarding your portfolio.

# #485 Racing the Clock to Awesome Meals

## Project Checklist

- Read and follow all rules** pertaining to your project in this document and the Jr Fair book
- Enroll in 4-H by April 1, 2015**  
(Enrollment form should be turned into your club advisor before this date)
- Attend Project Judging** July 9 or August 11
- Make a Jr Fair Entry** for your project by August 1, 2015 (if you want to exhibit at the fair)  
Entries for the Fair must be made by class number, not project number. Refer to Jr. Fair Handbook for class entry listings and numbers. (Entry form should be turned into your club advisor before this date)

PROJECT	PROJECT REQUIREMENTS	JUDGING REQUIREMENTS	FAIR EXHIBIT
#485 Racing the Clock to Awesome Meals <i>Intermediate</i>	Complete requirements on pgs. 3-5 of project book.	Bring <i>Presentation Folder**</i> , project book, one prepared dish, menu plan for 1 day which includes prepared dish, table setting for meal at which dish is served. Bring recipe.*	Poster or club exhibit.  

## IMPORTANT DATES

Ask your project or organizational advisor or call the Extension office (330-264-8722) for more information about the following events.

**July 9, 2015** "Early Bird" FCS Project Judging - 4:30 - 8:30 p.m. at the Fisher Auditorium, OARDC Campus. To be eligible for State Fair selection, members must participate in this event.

**July 14, 2015** Style Revue & State Fair Awards Program - 7:00 p.m. at Fisher Auditorium, OARDC. Family & friends are invited to see 4-H members model their clothing projects. Outstanding Exhibitor Award winners and State Fair representatives in all State Fair eligible FCS & Still project areas will be announced at this event.

**August 11, 2015** "Last Chance" FCS Project Judging - 6:00 - 9:00 p.m. at Wayne County Fairgrounds. For members not interested in or unable to participate in the July 8 judging event.

\*Members are encouraged to try all recipes in the project book at least once. After trying all the recipes in the project book, members are encouraged to try variations, even be creative and develop their own variations of recipes in the book. For judging purposes, members may use recipes not printed in the project book. However, to ensure that similar ingredients and preparation techniques are being evaluated, a recipe used as a substitution **MUST** be very similar to a recipe in the project book. For example, in the Star Spangled Foods project, a member may substitute another Snicker doodle recipe for the one in the book, but may not substitute Chocolate Chip or Peanut Butter cookies for the Snicker doodles. Remember, the quality of the food only counts for 10% of the overall evaluation rating. The member's knowledge of basic nutrition and the information in the project book counts for 75% of the rating. If the recipe used for judging is not printed in the member's project book, it should be written on a recipe card.


**\*\*Presentation Folder** – prepare a 3-pronged folder that includes one 8½" x 11" page (one-sided only) for each "activity area" or "interest area" as designated in the front of your project book. These pages could be in collage, journaling, timeline, photo, or any other format that would illustrate your work and knowledge of your project. Each page could be different or could be a combination of styles allowing you to reflect on your learning experience. **There will be no points for scrapbooking style.**

Your *Presentation Folder* will be judged on the inclusion of information about the interest or activity areas listed in the front of your book, the organization of the materials, your verbal presentation, and your communication with the judge regarding your portfolio.

# #486 Dashboard Dinning: A 4-H Guide to Healthful Fast Food Choices

## Project Checklist

- Read and follow all rules** pertaining to your project in this document and the Jr Fair book
- Enroll in 4-H by April 1, 2015**  
(Enrollment form should be turned into your club advisor before this date)
- Attend Project Judging** July 9 or August 11
- Make a Jr Fair Entry** for your project by August 1, 2015 (if you want to exhibit at the fair)  
Entries for the Fair must be made by class number, not project number. Refer to Jr. Fair Handbook for class entry listings and numbers. (Entry form should be turned into your club advisor before this date)

PROJECT	PROJECT REQUIREMENTS	JUDGING REQUIREMENTS	FAIR EXHIBIT
#486 Dashboard Dinning: A 4-H Guide to Healthful Fast Food Choices <i>Intermediate</i>	Complete requirements on pg. 6 of project book.	Bring <i>Presentation Folder**</i> , project book, one prepared dish, menu plan for 1 day which includes prepared dish, table setting for meal at which dish is served. Bring recipe.*	Poster or club exhibit. 

## IMPORTANT DATES

Ask your project or organizational advisor or call the Extension office (330-264-8722) for more information about the following events.

**July 9, 2015** “Early Bird” FCS Project Judging - 4:30 - 8:30 p.m. at the Fisher Auditorium, OARDC Campus. To be eligible for State Fair selection, members must participate in this event.

**July 14, 2015** **Style Revue & State Fair Awards Program** - 7:00 p.m. at Fisher Auditorium, OARDC. Family & friends are invited to see 4-H members model their clothing projects. Outstanding Exhibitor Award winners and State Fair representatives in all State Fair eligible FCS & Still project areas will be announced at this event.

**August 11, 2015** “Last Chance” FCS Project Judging - 6:00 - 9:00 p.m. at Wayne County Fairgrounds. For members not interested in or unable to participate in the July 8 judging event.

\*Members are encouraged to try all recipes in the project book at least once. After trying all the recipes in the project book, members are encouraged to try variations, even be creative and develop their own variations of recipes in the book. For judging purposes, members may use recipes not printed in the project book. However, to ensure that similar ingredients and preparation techniques are being evaluated, a recipe used as a substitution **MUST** be very similar to a recipe in the project book. For example, in the Star Spangled Foods project, a member may substitute another Snicker doodle recipe for the one in the book, but may not substitute Chocolate Chip or Peanut Butter cookies for the Snicker doodles. Remember, the quality of the food only counts for 10% of the overall evaluation rating. The member's knowledge of basic nutrition and the information in the project book counts for 75% of the rating. If the recipe used for judging is not printed in the member's project book, it should be written on a recipe card.


**\*\*Presentation Folder** – prepare a 3-pronged folder that includes one 8½” x 11” page (one-sided only) for each “activity area” or “interest area” as designated in the front of your project book. These pages could be in collage, journaling, timeline, photo, or any other format that would illustrate your work and knowledge of your project. Each page could be different or could be a combination of styles allowing you to reflect on your learning experience. **There will be no points for scrapbooking style.**

Your *Presentation Folder* will be judged on the inclusion of information about the interest or activity areas listed in the front of your book, the organization of the materials, your verbal presentation, and your communication with the judge regarding your portfolio.

# #487 Fast Break for Breakfast

## Project Checklist

- Read and follow all rules** pertaining to your project in this document and the Jr Fair book
- Enroll in 4-H by April 1, 2015**  
(Enrollment form should be turned into your club advisor before this date)
- Attend Project Judging** July 9 or August 11
- Make a Jr Fair Entry** for your project by August 1, 2015 (if you want to exhibit at the fair)  
Entries for the Fair must be made by class number, not project number. Refer to Jr. Fair Handbook for class entry listings and numbers. (Entry form should be turned into your club advisor before this date)

PROJECT	PROJECT REQUIREMENTS	JUDGING REQUIREMENTS	FAIR EXHIBIT
#487 Fast Break for Breakfast <i>Beginner</i>	Complete requirements on page 1 of project book.	Bring <i>Presentation Folder**</i> , project book, one prepared dish, menu plan for 1 day which includes prepared dish, table setting for meal at which dish is served. Bring recipe.*	Poster or club exhibit. 

## IMPORTANT DATES

Ask your project or organizational advisor or call the Extension office (330-264-8722) for more information about the following events.

- 
- July 9, 2015**     **“Early Bird” FCS Project Judging** - 4:30 - 8:30 p.m. at the Fisher Auditorium, OARDC Campus. To be eligible for State Fair selection, members must participate in this event.
- 
- July 14, 2015**     **Style Revue & State Fair Awards Program** - 7:00 p.m. at Fisher Auditorium, OARDC. Family & friends are invited to see 4-H members model their clothing projects. Outstanding Exhibitor Award winners and State Fair representatives in all State Fair eligible FCS & Still project areas will be announced at this event.
- 
- August 11, 2015**     **“Last Chance” FCS Project Judging** - 6:00 - 9:00 p.m. at Wayne County Fairgrounds. For members not interested in or unable to participate in the July 8 judging event.

\*Members are encouraged to try all recipes in the project book at least once. After trying all the recipes in the project book, members are encouraged to try variations, even be creative and develop their own variations of recipes in the book. For judging purposes, members may use recipes not printed in the project book. However, to ensure that similar ingredients and preparation techniques are being evaluated, a recipe used as a substitution **MUST** be very similar to a recipe in the project book. For example, in the Star Spangled Foods project, a member may substitute another Snicker doodle recipe for the one in the book, but may not substitute Chocolate Chip or Peanut Butter cookies for the Snicker doodles. Remember, the quality of the food only counts for 10% of the overall evaluation rating. The member's knowledge of basic nutrition and the information in the project book counts for 75% of the rating. If the recipe used for judging is not printed in the member's project book, it should be written on a recipe card.

**\*\*Presentation Folder** – prepare a 3-pronged folder that includes one 8½" x 11" page (one-sided only) for each “activity area” or “interest area” as designated in the front of your project book. These pages could be in collage, journaling, timeline, photo, or any other format that would illustrate your work and knowledge of your project. Each page could be different or could be a combination of styles allowing you to reflect on your learning experience. **There will be no points for scrapbooking style.**


Your *Presentation Folder* will be judged on the inclusion of information about the interest or activity areas listed in the front of your book, the organization of the materials, your verbal presentation, and your communication with the judge regarding your portfolio.



# #490 Science Fun with Dairy Foods: The Case of the Missing Milk

## Project Checklist

- Read and follow all rules** pertaining to your project in this document and the Jr Fair book
- Enroll in 4-H by April 1, 2015**  
(Enrollment form should be turned into your club advisor before this date)
- Attend Project Judging** July 9 or August 11
- Make a Jr Fair Entry** for your project by August 1, 2015 (if you want to exhibit at the fair)  
Entries for the Fair must be made by class number, not project number. Refer to Jr. Fair Handbook for class entry listings and numbers. (Entry form should be turned into your club advisor before this date)

PROJECT	PROJECT REQUIREMENTS	JUDGING REQUIREMENTS	FAIR EXHIBIT
#490 Science Fun with Dairy Foods  <i>Beginner</i>	Complete requirements on page 4 of project book. Keep a record of your observations. (Include pictures if possible.)	Interview only. Bring project book and other records of your experiments.	Poster or club exhibit.  

## IMPORTANT DATES

Ask your project or organizational advisor or call the Extension office (330-264-8722) for more information about the following events.

**July 9, 2015**      **“Early Bird” FCS Project Judging** - 4:30 - 8:30 p.m. at the Fisher Auditorium, OARDC Campus. To be eligible for State Fair selection, members must participate in this event.

**July 14, 2015**      **Style Revue & State Fair Awards Program** - 7:00 p.m. at Fisher Auditorium, OARDC. Family & friends are invited to see 4-H members model their clothing projects. Outstanding Exhibitor Award winners and State Fair representatives in all State Fair eligible FCS & Still project areas will be announced at this event.

**August 11, 2015**      **“Last Chance” FCS Project Judging** - 6:00 - 9:00 p.m. at Wayne County Fairgrounds. For members not interested in or unable to participate in the July 8 judging event.

\*Members are encouraged to try all recipes in the project book at least once. After trying all the recipes in the project book, members are encouraged to try variations, even be creative and develop their own variations of recipes in the book. For judging purposes, members may use recipes not printed in the project book. However, to ensure that similar ingredients and preparation techniques are being evaluated, a recipe used as a substitution **MUST** be very similar to a recipe in the project book. For example, in the Star Spangled Foods project, a member may substitute another Snicker doodle recipe for the one in the book, but may not substitute Chocolate Chip or Peanut Butter cookies for the Snicker doodles. Remember, the quality of the food only counts for 10% of the overall evaluation rating. The member's knowledge of basic nutrition and the information in the project book counts for 75% of the rating. If the recipe used for judging is not printed in the member's project book, it should be written on a recipe card.


**\*\*Presentation Folder** – prepare a 3-pronged folder that includes one 8½" x 11" page (one-sided only) for each “activity area” or “interest area” as designated in the front of your project book. These pages could be in collage, journaling, timeline, photo, or any other format that would illustrate your work and knowledge of your project. Each page could be different or could be a combination of styles allowing you to reflect on your learning experience. **There will be no points for scrapbooking style.**

Your *Presentation Folder* will be judged on the inclusion of information about the interest or activity areas listed in the front of your book, the organization of the materials, your verbal presentation, and your communication with the judge regarding your portfolio.

# #491 Adventures in Home Living

## Project Checklist

- Read and follow all rules** pertaining to your project in this document and the Jr Fair book
- Enroll in 4-H by April 1, 2015**  
(Enrollment form should be turned into your club advisor before this date)
- Attend Project Judging** July 9 or August 11
- Make a Jr Fair Entry** for your project by August 1, 2015 (if you want to exhibit at the fair)  
Entries for the Fair must be made by class number, not project number. Refer to Jr. Fair Handbook for class entry listings and numbers. (Entry form should be turned into your club advisor before this date)

PROJECT	PROJECT REQUIREMENTS	JUDGING REQUIREMENTS	FAIR EXHIBIT
<b>#491</b> Adventures in Home Living  <i>Beginner</i>	Complete requirements on page 2 in project book. Make 2 or 3 items from the book.	Bring completed project book and 2 items you made. Be able to discuss use of color, line & texture. Help keep your home neat.	Display one item you made.  

## IMPORTANT DATES


Ask your project or organizational advisor or call the Extension office (330-264-8722) for more information about the following events.

- July 9, 2015**    **“Early Bird” FCS Project Judging** - 4:30 - 8:30 p.m. at the Fisher Auditorium, OARDC Campus. To be eligible for State Fair selection, members must participate in this event.
- July 14, 2015**    **Style Revue & State Fair Awards Program** - 7:00 p.m. at Fisher Auditorium, OARDC. Family & friends are invited to see 4-H members model their clothing projects. Outstanding Exhibitor Award winners and State Fair representatives in all State Fair eligible FCS & Still project areas will be announced at this event.
- August 11, 2015**    **“Last Chance” FCS Project Judging** - 6:00 - 9:00 p.m. at Wayne County Fairgrounds. For members not interested in or unable to participate in the July 8 judging event.

# #492 Cake Decorating

## Project Checklist

- Read and follow all rules** pertaining to your project in this document and the Jr Fair book
- Enroll in 4-H by April 1, 2015**  
(Enrollment form should be turned into your club advisor before this date)
- Attend Project Judging** July 9 or August 11
- Make a Jr Fair Entry** for your project by August 1, 2015 (if you want to exhibit at the fair)  
Entries for the Fair must be made by class number, not project number. Refer to Jr. Fair Handbook for class entry listings and numbers. (Entry form should be turned into your club advisor before this date)

PROJECT	PROJECT REQUIREMENTS	JUDGING REQUIREMENTS	FAIR EXHIBIT
#492 Cake Decorating  <i>All Levels</i>	Complete requirements in project book.	Bring completed project book and a decorated cake or cupcake (actual or Styrofoam base). Be prepared to discuss what you learned.	22" x 28" poster or other educational exhibit.  

## IMPORTANT DATES


Ask your project or organizational advisor or call the Extension office (330-264-8722) for more information about the following events.

- July 9, 2015**     **“Early Bird” FCS Project Judging** - 4:30 - 8:30 p.m. at the Fisher Auditorium, OARDC Campus. To be eligible for State Fair selection, members must participate in this event.
- July 14, 2015**     **Style Revue & State Fair Awards Program** - 7:00 p.m. at Fisher Auditorium, OARDC. Family & friends are invited to see 4-H members model their clothing projects. Outstanding Exhibitor Award winners and State Fair representatives in all State Fair eligible FCS & Still project areas will be announced at this event.
- August 11, 2015**     **“Last Chance” FCS Project Judging** - 6:00 - 9:00 p.m. at Wayne County Fairgrounds. For members not interested in or unable to participate in the July 8 judging event.

# #493 Science Fun with Kitchen Chemistry

## Project Checklist

- Read and follow all rules** pertaining to your project in this document and the Jr Fair book
- Enroll in 4-H by April 1, 2015**  
(Enrollment form should be turned into your club advisor before this date)
- Attend Project Judging** July 9 or August 11
- Make a Jr Fair Entry** for your project by August 1, 2015 (if you want to exhibit at the fair)  
Entries for the Fair must be made by class number, not project number. Refer to Jr. Fair Handbook for class entry listings and numbers. (Entry form should be turned into your club advisor before this date)

PROJECT	PROJECT REQUIREMENTS	JUDGING REQUIREMENTS	FAIR EXHIBIT
<b>#493</b> Science Fun with Kitchen Chemistry  <i>Beginner</i>	Complete requirements on page 4 of project book. Keep a record of your observations. (Include pictures if possible.)	Interview only. Bring project book and other records of your experiments.	Poster or club exhibit.  

## IMPORTANT DATES

Ask your project or organizational advisor or call the Extension office (330-264-8722) for more information about the following events.

**July 9, 2015**     **“Early Bird” FCS Project Judging** - 4:30 - 8:30 p.m. at the Fisher Auditorium, OARDC Campus. To be eligible for State Fair selection, members must participate in this event.

**July 14, 2015**     **Style Revue & State Fair Awards Program** - 7:00 p.m. at Fisher Auditorium, OARDC. Family & friends are invited to see 4-H members model their clothing projects. Outstanding Exhibitor Award winners and State Fair representatives in all State Fair eligible FCS & Still project areas will be announced at this event.

**August 11, 2015**     **“Last Chance” FCS Project Judging** - 6:00 - 9:00 p.m. at Wayne County Fairgrounds. For members not interested in or unable to participate in the July 8 judging event.

\*Members are encouraged to try all recipes in the project book at least once. After trying all the recipes in the project book, members are encouraged to try variations, even be creative and develop their own variations of recipes in the book. For judging purposes, members may use recipes not printed in the project book. However, to ensure that similar ingredients and preparation techniques are being evaluated, a recipe used as a substitution **MUST** be very similar to a recipe in the project book. For example, in the Star Spangled Foods project, a member may substitute another Snicker doodle recipe for the one in the book, but may not substitute Chocolate Chip or Peanut Butter cookies for the Snicker doodles. Remember, the quality of the food only counts for 10% of the overall evaluation rating. The member's knowledge of basic nutrition and the information in the project book counts for 75% of the rating. If the recipe used for judging is not printed in the member's project book, it should be written on a recipe card.

**\*\*Presentation Folder** – prepare a 3-pronged folder that includes one 8½" x 11" page (one-sided only) for each “activity area” or “interest area” as designated in the front of your project book. These pages could be in collage, journaling, timeline, photo, or any other format that would illustrate your work and knowledge of your project. Each page could be different or could be a combination of styles allowing you to reflect on your learning experience. **There will be no points for scrapbooking style.**

Your *Presentation Folder* will be judged on the inclusion of information about the interest or activity areas listed in the front of your book, the organization of the materials, your verbal presentation, and your communication with the judge regarding your portfolio.

# #494 Makeover My Space

## Project Checklist

- Read and follow all rules** pertaining to your project in this document and the Jr Fair book
- Enroll in 4-H by April 1, 2015**  
(Enrollment form should be turned into your club advisor before this date)
- Attend Project Judging** July 9 or August 11
- Make a Jr Fair Entry** for your project by August 1, 2015 (if you want to exhibit at the fair)  
Entries for the Fair must be made by class number, not project number. Refer to Jr. Fair Handbook for class entry listings and numbers. (Entry form should be turned into your club advisor before this date)

PROJECT	PROJECT REQUIREMENTS	JUDGING REQUIREMENTS	FAIR EXHIBIT
#494 Makeover My Space  <i>Intermediate</i>	Complete requirements on page 3 of project book. <i>May be a 2 or 3-year project.</i>	Bring completed project book, before & after pictures, and record of accomplishments.	22" x 28" poster showing what you've done

## IMPORTANT DATES

Ask your project or organizational advisor or call the Extension office (330-264-8722) for more information about the following events.

**July 9, 2015** "Early Bird" FCS Project Judging - 4:30 - 8:30 p.m. at the Fisher Auditorium, OARDC Campus. To be eligible for State Fair selection, members must participate in this event.

**July 14, 2015** Style Revue & State Fair Awards Program - 7:00 p.m. at Fisher Auditorium, OARDC. Family & friends are invited to see 4-H members model their clothing projects. Outstanding Exhibitor Award winners and State Fair representatives in all State Fair eligible FCS & Still project areas will be announced at this event.

**August 11, 2015** "Last Chance" FCS Project Judging - 6:00 - 9:00 p.m. at Wayne County Fairgrounds. For members not interested in or unable to participate in the July 8 judging event.



# #495 Your First Home Away From Home

## Project Checklist

- Read and follow all rules** pertaining to your project in this document and the Jr Fair book
- Enroll in 4-H by April 1, 2015**  
(Enrollment form should be turned into your club advisor before this date)
- Attend Project Judging** July 9 or August 11
- Make a Jr Fair Entry** for your project by August 1, 2015 (if you want to exhibit at the fair)  
Entries for the Fair must be made by class number, not project number. Refer to Jr. Fair Handbook for class entry listings and numbers. (Entry form should be turned into your club advisor before this date)

PROJECT	PROJECT REQUIREMENTS	JUDGING REQUIREMENTS	FAIR EXHIBIT
<b>#495</b> Your First Home Away from Home  <i>Advanced</i>	Complete requirements on page 3 of project book.	Bring completed project book, notebook of anticipated plan, picture or actual item you made and 1 example of a purchased item.	22" x 28" poster or notebook showing plan of work <b>OR</b> one item you made.

## IMPORTANT DATES

Ask your project or organizational advisor or call the Extension office (330-264-8722) for more information about the following events.


- 
- July 9, 2015**    **"Early Bird" FCS Project Judging** - 4:30 - 8:30 p.m. at the Fisher Auditorium, OARDC Campus. To be eligible for State Fair selection, members must participate in this event.
- 
- July 14, 2015**    **Style Revue & State Fair Awards Program** - 7:00 p.m. at Fisher Auditorium, OARDC. Family & friends are invited to see 4-H members model their clothing projects. Outstanding Exhibitor Award winners and State Fair representatives in all State Fair eligible FCS & Still project areas will be announced at this event.
- 
- August 11, 2015**    **"Last Chance" FCS Project Judging** - 6:00 - 9:00 p.m. at Wayne County Fairgrounds. For members not interested in or unable to participate in the July 8 judging event.



# # 496 My Favorite Things

## Project Checklist

- Read and follow all rules** pertaining to your project in this document and the Jr Fair book
- Enroll in 4-H by April 1, 2015**  
(Enrollment form should be turned into your club advisor before this date)
- Attend Project Judging** July 13 or August 11
- Make a Jr Fair Entry** for your project by August 1, 2015 (if you want to exhibit at the fair)  
Entries for the Fair must be made by class number, not project number. Refer to Jr. Fair Handbook for class entry listings and numbers. (Entry form should be turned into your club advisor before this date)

PROJECT	PROJECT REQUIREMENTS	JUDGING REQUIREMENTS	FAIR EXHIBIT
# 496 My Favorite Things  	Complete the project requirements in your book.	- Bring completed project book to judging. - Bring a 12-item sample of your favorite collection. - If you plan to exhibit a poster showing your collection, instead of displaying the collection at Fair, bring the poster to judging also.	- Exhibit either your 12-item collection, or a poster or other educational display relating to your collection. - Foam board is not permitted.

## IMPORTANT DATES

Ask your project or organizational advisor or call the Extension office (330-264-8722) for more information about the following events.

### Early Still Project and Small Animal Judging

**July 13, 2015**

7:00 - 8:30 p.m. at the Fisher Auditorium, OARDC Campus  
Style Revue and State Fair Awards Program

**July 14, 2015**

7 pm at Fisher Auditorium, OARDC  
Family and Friends are invited to see the Wayne County State Fair Representatives in all State Fair eligible 4-H project areas and the 4-H Style Review.

### Second Still Project/Small Animal And Gardening Judging

**August 11, 2015**

6:00 - 9:00 p.m. at Wayne County Fairgrounds

Report to the Registration Area first, then you will be instructed which area to report to.

## Please Note

Please Note: Members who participate in the Early Judging (July 9), and are not displaying their exhibit in a club booth, must bring their exhibit to the Junior Fair Building on August 11 from 6:30 till 8:30 p.m. Please be sure to bring your ribbons, we recommend you put your name on the back of each ribbon.

# #497 Scrapbooking: A Guide to Preserving Memories

## Project Checklist

- Read and follow all rules** pertaining to your project in this document and the Jr Fair book
- Enroll in 4-H by April 1, 2015**  
(Enrollment form should be turned into your club advisor before this date)
- Attend Project Judging** July 9 or August 11
- Make a Jr Fair Entry** for your project by August 1, 2015 (if you want to exhibit at the fair)  
Entries for the Fair must be made by class number, not project number. Refer to Jr. Fair Handbook for class entry listings and numbers. (Entry form should be turned into your club advisor before this date)

PROJECT	PROJECT REQUIREMENTS	JUDGING REQUIREMENTS	FAIR EXHIBIT
#497 Scrapbooking  <i>Beginner</i>	Complete requirements on pages 3-7 of project book.	Bring completed project book, the scrapbook you created and any other records of your activities. Be prepared to discuss what you learned.	Scrapbook or 22" x 28" poster showing what you learned.

## IMPORTANT DATES

Ask your project or organizational advisor or call the Extension office (330-264-8722) for more information about the following events.

**July 9, 2015** "Early Bird" FCS Project Judging - 4:30 - 8:30 p.m. at the Fisher Auditorium, OARDC Campus. To be eligible for State Fair selection, members must participate in this event.

**July 14, 2015** Style Revue & State Fair Awards Program - 7:00 p.m. at Fisher Auditorium, OARDC. Family & friends are invited to see 4-H members model their clothing projects. Outstanding Exhibitor Award winners and State Fair representatives in all State Fair eligible FCS & Still project areas will be announced at this event.

**August 11, 2015** "Last Chance" FCS Project Judging - 6:00 - 9:00 p.m. at Wayne County Fairgrounds. For members not interested in or unable to participate in the July 8 judging event.





# #498 Quilting the Best Better

## Project Checklist

- Read and follow all rules** pertaining to your project in this document and the Jr Fair book
- Enroll in 4-H by April 1, 2015**  
(Enrollment form should be turned into your club advisor before this date)
- Attend Project Judging** July 9 or August 11
- Make a Jr Fair Entry** for your project by August 1, 2015 (if you want to exhibit at the fair)  
Entries for the Fair must be made by class number, not project number. Refer to Jr. Fair Handbook for class entry listings and numbers. (Entry form should be turned into your club advisor before this date)

PROJECT	PROJECT REQUIREMENTS	JUDGING REQUIREMENTS	FAIR EXHIBIT
<b>#498</b> Quilting the Best Better  <i>Intermediate</i>	Complete requirements in project book. Make a quilt or other quilted item.	Bring completed project book, the quilt or other quilted item you made and any other records of your activities. Be prepared to discuss what you learned.	Quilt or other quilted item <b>OR</b> 22" x 28" poster showing what you've learned.

## IMPORTANT DATES

Ask your project or organizational advisor or call the Extension office (330-264-8722) for more information about the following events.

- 
- July 9, 2015**     **"Early Bird" FCS Project Judging** - 4:30 - 8:30 p.m. at the Fisher Auditorium, OARDC Campus. To be eligible for State Fair selection, members must participate in this event.
- 
- July 14, 2015**     **Style Revue & State Fair Awards Program** - 7:00 p.m. at Fisher Auditorium, OARDC. Family & friends are invited to see 4-H members model their clothing projects. Outstanding Exhibitor Award winners and State Fair representatives in all State Fair eligible FCS & Still project areas will be announced at this event.
- 
- August 11, 2015**     **"Last Chance" FCS Project Judging** - 6:00 - 9:00 p.m. at Wayne County Fairgrounds. For members not interested in or unable to participate in the July 8 judging event.



# #499 You Can Quilt

## Project Checklist

- Read and follow all rules** pertaining to your project in this document and the Jr Fair book
- Enroll in 4-H by April 1, 2015**  
(Enrollment form should be turned into your club advisor before this date)
- Attend Project Judging** July 9 or August 11
- Make a Jr Fair Entry** for your project by August 1, 2015 (if you want to exhibit at the fair)  
Entries for the Fair must be made by class number, not project number. Refer to Jr. Fair Handbook for class entry listings and numbers. (Entry form should be turned into your club advisor before this date)

PROJECT	PROJECT REQUIREMENTS	JUDGING REQUIREMENTS	FAIR EXHIBIT
#499 You Can Quilt!  <i>Intermediate</i>	Complete requirements on pages 3-7 of project book Make a quilt or other quilted item.	Bring completed project book, the quilt or other quilted item you made and any other records of your activities. Be prepared to discuss what you learned.	Quilt or other quilted item <b>OR</b> 22" x 28" poster showing what you've learned.

## IMPORTANT DATES

Ask your project or organizational advisor or call the Extension office (330-264-8722) for more information about the following events.

- July 9, 2015** "Early Bird" FCS Project Judging - 4:30 - 8:30 p.m. at the Fisher Auditorium, OARDC Campus. To be eligible for State Fair selection, members must participate in this event.
- 
- July 14, 2015** Style Revue & State Fair Awards Program - 7:00 p.m. at Fisher Auditorium, OARDC. Family & friends are invited to see 4-H members model their clothing projects. Outstanding Exhibitor Award winners and State Fair representatives in all State Fair eligible FCS & Still project areas will be announced at this event.
- 
- August 11, 2015** "Last Chance" FCS Project Judging - 6:00 - 9:00 p.m. at Wayne County Fairgrounds. For members not interested in or unable to participate in the July 8 judging event.



# #500 Science Fun with Physics

## Project Checklist

- Read and follow all rules** pertaining to your project in this document and the Jr Fair book
- Enroll in 4-H by April 1, 2015**  
(Enrollment form should be turned into your club advisor before this date)
- Attend Project Judging** July 13 or August 11
- Make a Jr Fair Entry** for your project by August 1, 2015 (if you want to exhibit at the fair)  
Entries for the Fair must be made by class number, not project number. Refer to Jr. Fair Handbook for class entry listings and numbers. (Entry form should be turned into your club advisor before this date)

PROJECT	PROJECT REQUIREMENTS	JUDGING REQUIREMENTS	FAIR EXHIBIT
#500 Science Fun with Physics	-Complete the project Requirements in your book.	-Bring your completed project book to judging. -Bring an educational exhibit on poster board.	-Exhibit either your poster or educational display. -Foam board is not permitted.

## IMPORTANT DATES

Ask your project or organizational advisor or call the Extension office (330-264-8722) for more information about the following events.

### Early Still Project and Small Animal Judging

**July 13, 2015**

7:00 - 8:30 p.m. at the Fisher Auditorium, OARDC Campus

### Style Revue and State Fair Awards Program

**July 14, 2015**

7 pm at Fisher Auditorium, OARDC

Family and Friends are invited to see the Wayne County State Fair Representatives in all State Fair eligible 4-H project areas and the 4-H Style Review.

### Second Still Project/Small Animal And Gardening Judging

**August 11, 2015**

6:00 - 9:00 p.m. at Wayne County Fairgrounds

Report to the Registration Area first, then you will be instructed which area to report to.

## Please Note

Please Note: Members who participate in the Early Judging (July 13), and are not displaying their exhibit in a club booth, must bring their exhibit to the Junior Fair Building on August 11 from 6:30 till 8:30 p.m.

Please be sure to bring your ribbons, we recommend you put your name on the back of each ribbon.

State Fair Selection for projects that offer State Fair Competition will take place at the July 13 judging.

# Aerospace Science Projects

**#501 - Rockets  
Away (for Bottle  
Rockets)**


**# 502 – Science Fun  
with Flight**

**# 503 - Rockets  
Away (for Estes-  
type Rockets)**

**# 503M Solid-Fuel  
Rocketry Master**

## Project Checklist

- Read and follow all rules** pertaining to your project in this document and the Jr Fair book
- Enroll in 4-H by April 1, 2015**  
(Enrollment form should be turned into your club advisor before this date)
- Attend Project Judging** July 13 or August 11
- Make a Jr Fair Entry** for your project by August 1, 2015 (if you want to exhibit at the fair)  
Entries for the Fair must be made by class number, not project number. Refer to Jr. Fair Handbook for class entry listings and numbers. (Entry form should be turned into your club advisor before this date)

PROJECT	PROJECT REQUIREMENTS	JUDGING REQUIREMENTS	FAIR EXHIBIT
<p><b># 501 , # 502, # 503, # 503M</b></p> 	<p>Complete the requirements in your project book.</p>	<p>-Bring completed project book to judging                      - <b># 501</b> Bring your ROCKET                      - <b># 502</b> Bring your AIRPLANE                      - <b># 503</b> Bring your ROCKET                      -If you plan to exhibit an educational display or poster instead, take it to judging</p>	<p>-<b># 501</b> Exhibit your rocket, educational display or poster                      - <b># 502</b> Exhibit your airplane, educational display, or poster                      - <b># 503</b> Exhibit either your rocket, educational display or poster                      -Foam board is not permitted</p>

## IMPORTANT DATES

Ask your project or organizational advisor or call the Extension office (330-264-8722) for more information about the following events.

### Early Still Project and Small Animal Judging

**July 13, 2015**

7:00 - 8:30 p.m. at the Fisher Auditorium, OARDC Campus

### Style Revue and State Fair Awards Program

**July 14, 2015**

7 pm at Fisher Auditorium, OARDC

Family and Friends are invited to see the Wayne County State Fair Representatives in all State Fair eligible 4-H project areas and the 4-H Style Review.

### Second Still Project/Small Animal And Gardening Judging

**August 11, 2015**

6:00 - 9:00 p.m. at Wayne County Fairgrounds

Report to the Registration Area first, then you will be instructed which area to report to.

## Please Note

Please Note: Members who participate in the Early Judging (July 13), and are not displaying their exhibit in a club booth, must bring their exhibit to the Junior Fair Building on August 11 from 6:30 till 8:30 p.m.

Please be sure to bring your ribbons, we recommend you put your name on the back of each ribbon.

State Fair Selection for projects that offer State Fair Competition will take place at the July 13 judging.

**# 504 Radio Controlled Vehicles**  
**#507 Robotics 1 with LEGO EV3**  
**#509 Robotics 1: NeXT Technology**  
**# 510 Robotics 2: NeXT Steps**  
**# 512M Robotics Master**

**Project Checklist**

- Read and follow all rules** pertaining to your project in this document and the Jr Fair book
- Enroll in 4-H by April 1, 2015**  
(Enrollment form should be turned into your club advisor before this date)
- Attend Project Judging** July 13 or August 11
- Make a Jr Fair Entry** for your project by August 1, 2015 (if you want to exhibit at the fair)  
Entries for the Fair must be made by class number, not project number. Refer to Jr. Fair Handbook for class entry listings and numbers. (Entry form should be turned into your club advisor before this date)

PROJECT	PROJECT REQUIREMENTS	JUDGING REQUIREMENTS	FAIR EXHIBIT
<b>#504</b> <b>#509</b> <b>#510</b> <b>#512M</b>	Complete the project requirements in your book.	-Bring completed project book to judging. -Also bring your vehicle and either an educational display or poster	-Exhibit your educational display or poster. -You may exhibit your vehicle at the Fair, but do not need to. -Foam board is not permitted.

**IMPORTANT DATES**

Ask your project or organizational advisor or call the Extension office (330-264-8722) for more information about the following events.

Early Still Project and Small Animal Judging

**July 13, 2015**

7:00 - 8:30 p.m. at the Fisher Auditorium, OARDC Campus



Style Revue and State Fair Awards Program

**July 14, 2015**

7 pm at Fisher Auditorium, OARDC

Family and Friends are invited to see the Wayne County State Fair Representatives in all State Fair eligible 4-H project areas and the 4-H Style Review.

Second Still Project/Small Animal And Gardening Judging

**August 11, 2015**

6:00 - 9:00 p.m. at Wayne County Fairgrounds

Report to the Registration Area first, then you will be instructed which area to report to.

**Please Note**

Please Note: Members who participate in the Early Judging (July 13), and are not displaying their exhibit in a club booth, must bring their exhibit to the Junior Fair Building on August 11 from 6:30 till 8:30 p.m.

Please be sure to bring your ribbons, we recommend you put your name on the back of each ribbon.

State Fair Selection for projects that offer State Fair Competition will take place at the July 13 judging.

# Bicycle Projects

## # 517 Bicycling for Fun (grades 3-5)

## # 518 Wheels in Motion (grades 6-8)

### Project Checklist

- Read and follow all rules** pertaining to your project in this document and the Jr Fair book
- Enroll in 4-H by April 1, 2015**  
(Enrollment form should be turned into your club advisor before this date)
- Attend Project Judging** July 13 or August 11
- Make a Jr Fair Entry** for your project by August 1, 2015 (if you want to exhibit at the fair)  
Entries for the Fair must be made by class number, not project number. Refer to Jr. Fair Handbook for class entry listings and numbers. (Entry form should be turned into your club advisor before this date)

PROJECT	PROJECT REQUIREMENTS	JUDGING REQUIREMENTS	FAIR EXHIBIT
# 517 & # 518	Complete the requirements in your project book.	-Bring your completed project book to judging. -Prepare a poster showing one phase of your project to take with you to judging.	-Exhibit your poster. -Foam board is not permitted.

### IMPORTANT DATES

Ask your project or organizational advisor or call the Extension office (330-264-8722) for more information about the following events.



#### Early Still Project and Small Animal Judging

**July 13, 2015**

7:00 - 8:30 p.m. at the Fisher Auditorium, OARDC Campus

#### Style Revue and State Fair Awards Program

**July 14, 2015**

7 pm at Fisher Auditorium, OARDC

Family and Friends are invited to see the Wayne County State Fair Representatives in all State Fair eligible 4-H project areas and the 4-H Style Review.

#### Second Still Project/Small Animal And Gardening Judging

**August 11, 2015**

6:00 - 9:00 p.m. at Wayne County Fairgrounds

Report to the Registration Area first, then you will be instructed which area to report to.

### Please Note

Please Note: Members who participate in the Early Judging (July 13), and are not displaying their exhibit in a club booth, must bring their exhibit to the Junior Fair Building on August 11 from 6:30 till 8:30 p.m.

Please be sure to bring your ribbons, we recommend you put your name on the back of each ribbon.

State Fair Selection for projects that offer State Fair Competition will take place at the July 13 judging.

## Electricity Projects

**# 527 Magic of Electricity (grades 4-5)**

**# 528 Investigating Electricity (grades 6-7)**


**# 529 Wired for Power (grades 8-9)**

**# 530 Entering Electronics (grades 10-12)**

**#531 Science Fun with Electricity**

### Project Checklist

- Read and follow all rules** pertaining to your project in this document and the Jr Fair book
- Enroll in 4-H by April 1, 2015**  
(Enrollment form should be turned into your club advisor before this date)
- Attend Project Judging** July 13 or August 11
- Make a Jr Fair Entry** for your project by August 1, 2015 (if you want to exhibit at the fair)  
Entries for the Fair must be made by class number, not project number. Refer to Jr. Fair Handbook for class entry listings and numbers. (Entry form should be turned into your club advisor before this date)

PROJECT	PROJECT REQUIREMENTS	JUDGING REQUIREMENTS	FAIR EXHIBIT
<p><b>#527, #528, #529, #530, #531</b></p> 	<p>Complete the project requirements in your book.</p>	<p>-Bring your completed book to judging. -Take articles you made or an educational exhibit or poster with you to judging.</p>	<p>-Exhibit either the article(s) you made, or a poster or educational display. -Foam board is not permitted.</p>

### IMPORTANT DATES

Ask your project or organizational advisor or call the Extension office (330-264-8722) for more information about the following events.

#### Early Still Project and Small Animal Judging

**July 13, 2015**

7:00 - 8:30 p.m. at the Fisher Auditorium, OARDC Campus

#### Style Revue and State Fair Awards Program

**July 14, 2015**

7 pm at Fisher Auditorium, OARDC

Family and Friends are invited to see the Wayne County State Fair Representatives in all State Fair eligible 4-H project areas and the 4-H Style Review.

#### Second Still Project/Small Animal And Gardening Judging

**August 11, 2015**

6:00 - 9:00 p.m. at Wayne County Fairgrounds

Report to the Registration Area first, then you will be instructed which area to report to.

### Please Note

Please Note: Members who participate in the Early Judging (July 13), and are not displaying their exhibit in a club booth, must bring their exhibit to the Junior Fair Building on August 11 from 6:30 till 8:30 p.m.

Please be sure to bring your ribbons, we recommend you put your name on the back of each ribbon.

State Fair Selection for projects that offer State Fair Competition will take place at the July 13 judging.

# # 540 Rope

## Project Checklist

- Read and follow all rules** pertaining to your project in this document and the Jr Fair book
- Enroll in 4-H by April 1, 2015**  
(Enrollment form should be turned into your club advisor before this date)
- Attend Project Judging** July 13 or August 11
- Make a Jr Fair Entry** for your project by August 1, 2015 (if you want to exhibit at the fair)  
Entries for the Fair must be made by class number, not project number. Refer to Jr. Fair Handbook for class entry listings and numbers. (Entry form should be turned into your club advisor before this date)

PROJECT	PROJECT REQUIREMENTS	JUDGING REQUIREMENTS	FAIR EXHIBIT
# 540 Rope	Complete the project requirements in your project book.	-Bring your completed project book to judging. -Member must demonstrate their ability at knot making at judging, and should prepare a display using suggestions from your rope book.	-Exhibit the display you made using suggestions from your rope book.



## IMPORTANT DATES

Ask your project or organizational advisor or call the Extension office (330-264-8722) for more information about the following events.

### Early Still Project and Small Animal Judging

**July 13, 2015**

7:00 - 8:30 p.m. at the Fisher Auditorium, OARDC Campus

### Style Revue and State Fair Awards Program

**July 14, 2015**

7 pm at Fisher Auditorium, OARDC

Family and Friends are invited to see the Wayne County State Fair Representatives in all State Fair eligible 4-H project areas and the 4-H Style Review.

### Second Still Project/Small Animal And Gardening Judging

**August 11, 2015**

6:00 - 9:00 p.m. at Wayne County Fairgrounds

Report to the Registration Area first, then you will be instructed which area to report to.

## Please Note

Please Note: Members who participate in the Early Judging (July 13), and are not displaying their exhibit in a club booth, must bring their exhibit to the Junior Fair Building on August 11 from 6:30 till 8:30 p.m.

Please be sure to bring your ribbons, we recommend you put your name on the back of each ribbon.

State Fair Selection for projects that offer State Fair Competition will take place at the July 13 judging.



## Small Engines & Lawn Care

**# 541 Crank It  
Up**


**# 542 Warm It  
Up**

**# 543 Tune It  
Up**

**# 548 Lawn  
Care**

### Project Checklist

- Read and follow all rules** pertaining to your project in this document and the Jr Fair book
- Enroll in 4-H by April 1, 2015**  
(Enrollment form should be turned into your club advisor before this date)
- Attend Project Judging** July 13 or August 11
- Make a Jr Fair Entry** for your project by August 1, 2015 (if you want to exhibit at the fair)  
Entries for the Fair must be made by class number, not project number. Refer to Jr. Fair Handbook for class entry listings and numbers. (Entry form should be turned into your club advisor before this date)

PROJECT	PROJECT REQUIREMENTS	JUDGING REQUIREMENTS	FAIR EXHIBIT
<p># 541 Crank It Up # 542 Warm It Up # 543 Tune It Up #548 Lawn Care</p> 	<p>Complete the requirements in your project book.</p>	<p>-Bring your completed project book to judging. -Bring either the articles you made or an educational exhibit on poster board.</p>	<p>-Exhibit either the articles you made, or an educational display on Poster Board. -Foam board is not permitted.</p>

### IMPORTANT DATES

Ask your project or organizational advisor or call the Extension office (330-264-8722) for more information about the following events.

#### Early Still Project and Small Animal Judging

**July 13, 2015**

7:00 - 8:30 p.m. at the Fisher Auditorium, OARDC Campus

#### Style Revue and State Fair Awards Program

**July 14, 2015**

7 pm at Fisher Auditorium, OARDC

Family and Friends are invited to see the Wayne County State Fair Representatives in all State Fair eligible 4-H project areas and the 4-H Style Review.

#### Second Still Project/Small Animal And Gardening Judging

**August 11, 2015**

6:00 - 9:00 p.m. at Wayne County Fairgrounds

Report to the Registration Area first, then you will be instructed which area to report to.

### Please Note

Please Note: Members who participate in the Early Judging (July 13), and are not displaying their exhibit in a club booth, must bring their exhibit to the Junior Fair Building on August 11 from 6:30 till 8:30 p.m.

Please be sure to bring your ribbons, we recommend you put your name on the back of each ribbon.

State Fair Selection for projects that offer State Fair Competition will take place at the July 13 judging.

**#551 Tractor 1: Starting Up - #552 Tractor 2: Gearing Up for Safety  
#553 Tractor 3: Moving Out - #554 Tractor 4: Learning More  
#555 ATV Safety - #561 National Safe Tractor and Machinery**

**Project Checklist**

- Read and follow all rules** pertaining to your project in this document and the Jr Fair book
- Enroll in 4-H by April 1, 2015**  
(Enrollment form should be turned into your club advisor before this date)
- Attend Project Judging** July 13 or August 11
- Make a Jr Fair Entry** for your project by August 1, 2015 (if you want to exhibit at the fair)  
Entries for the Fair must be made by class number, not project number. Refer to Jr. Fair Handbook for class entry listings and numbers. (Entry form should be turned into your club advisor before this date)

<b>PROJECT</b>	<b>PROJECT REQUIREMENTS</b>	<b>JUDGING REQUIREMENTS</b>	<b>FAIR EXHIBIT</b>
#551 Tractor 1 #552 Tractor 2 #553 Tractor 3 #554 Tractor 4 #555 ATV Safety #561 National Tractor Safety	-Complete the project requirements in your book.	-Bring your completed project book to judging. -Bring an educational exhibit on poster board.	-Exhibit either your poster or educational display. -Foam board is not permitted.

**IMPORTANT DATES**

Ask your project or organizational advisor or call the Extension office (330-264-8722) for more information about the following events.

**Early Still Project and Small Animal Judging**

**July 13, 2015**

7:00 - 8:30 p.m. at the Fisher Auditorium, OARDC Campus

**Style Revue and State Fair Awards Program**

**July 14, 2015**

7 pm at Fisher Auditorium, OARDC

Family and Friends are invited to see the Wayne County State Fair Representatives in all State Fair eligible 4-H project areas and the 4-H Style Review.

**Second Still Project/Small Animal And Gardening Judging**

**August 11, 2015**

6:00 - 9:00 p.m. at Wayne County Fairgrounds

Report to the Registration Area first, then you will be instructed which area to report to.

**Please Note**

Please Note: Members who participate in the Early Judging (July 13), and are not displaying their exhibit in a club booth, must bring their exhibit to the Junior Fair Building on August 11 from 6:30 till 8:30 p.m.

Please be sure to bring your ribbons, we recommend you put your name on the back of each ribbon.

State Fair Selection for projects that offer State Fair Competition will take place at the July 13 judging.



## Wood Science

**# 556 Measuring Up - Level 1**

**# 557 Making the Cut - Level 2**

**# 558 Nailing It Together - Level 3**

**# 559 Finishing Up - Level 4**

**#560M Woodworking Master**

### Project Checklist

- Read and follow all rules** pertaining to your project in this document and the Jr Fair book
- Enroll in 4-H by April 1, 2015**  
(Enrollment form should be turned into your club advisor before this date)
- Attend Project Judging** July 13 or August 11
- Make a Jr Fair Entry** for your project by August 1, 2015 (if you want to exhibit at the fair)  
Entries for the Fair must be made by class number, not project number. Refer to Jr. Fair Handbook for class entry listings and numbers. (Entry form should be turned into your club advisor before this date)

<b>PROJECT</b>	<b>PROJECT REQUIREMENTS</b>	<b>JUDGING REQUIREMENTS</b>	<b>FAIR EXHIBIT</b>
<b># 556</b> Measuring Up <b># 557</b> Making the Cut <b># 558</b> Nailing it Together <b># 559</b> Finishing Up <b>#560M</b> Woodworking Master	Complete the requirements in your project book.	-Bring completed project book to judging. -Bring the article(s) you made.	-Exhibit either 1 large item, or 2 small items made by the member.

### IMPORTANT DATES

Ask your project or organizational advisor or call the Extension office (330-264-8722) for more information about the following events.



#### Early Still Project and Small Animal Judging

**July 13, 2015**

7:00 - 8:30 p.m. at the Fisher Auditorium, OARDC Campus

#### Style Revue and State Fair Awards Program

**July 14, 2015**

7 pm at Fisher Auditorium, OARDC

Family and Friends are invited to see the Wayne County State Fair Representatives in all State Fair eligible 4-H project areas and the 4-H Style Review.

#### Second Still Project/Small Animal And Gardening Judging

**August 11, 2015**

6:00 - 9:00 p.m. at Wayne County Fairgrounds

Report to the Registration Area first, then you will be instructed which area to report to.

### Please Note

Please Note: Members who participate in the Early Judging (July 13), and are not displaying their exhibit in a club booth, must bring their exhibit to the Junior Fair Building on August 11 from 6:30 till 8:30 p.m.

Please be sure to bring your ribbons, we recommend you put your name on the back of each ribbon.

State Fair Selection for projects that offer State Fair Competition will take place at the July 13 judging.

Updated March 2015

# # 573 Arcs and Sparks

## Project Checklist

- Read and follow all rules** pertaining to your project in this document and the Jr Fair book
- Enroll in 4-H by April 1, 2015**  
(Enrollment form should be turned into your club advisor before this date)
- Attend Project Judging** July 13 or August 11
- Make a Jr Fair Entry** for your project by August 1, 2015 (if you want to exhibit at the fair)  
Entries for the Fair must be made by class number, not project number. Refer to Jr. Fair Handbook for class entry listings and numbers. (Entry form should be turned into your club advisor before this date)

PROJECT	PROJECT REQUIREMENTS	JUDGING REQUIREMENTS	FAIR EXHIBIT
# 573 Arcs and Sparks	Complete the requirements in your project book.	-Bring your completed project book. -Should repair one article, and build one article. Both of these should be taken to judging.	-Exhibit the article you repaired and the article you built.



## IMPORTANT DATES

Ask your project or organizational advisor or call the Extension office (330-264-8722) for more information about the following events.

### Early Still Project and Small Animal Judging

**July 13, 2015**

7:00 - 8:30 p.m. at the Fisher Auditorium, OARDC Campus

### Style Revue and State Fair Awards Program

**July 14, 2015**

7 pm at Fisher Auditorium, OARDC

Family and Friends are invited to see the Wayne County State Fair Representatives in all State Fair eligible 4-H project areas and the 4-H Style Review.

### Second Still Project/Small Animal And Gardening Judging

**August 11, 2015**

6:00 - 9:00 p.m. at Wayne County Fairgrounds

Report to the Registration Area first, then you will be instructed which area to report to.

## Please Note

Please Note: Members who participate in the Early Judging (July 13), and are not displaying their exhibit in a club booth, must bring their exhibit to the Junior Fair Building on August 11 from 6:30 till 8:30 p.m.

Please be sure to bring your ribbons, we recommend you put your name on the back of each ribbon.


State Fair Selection for projects that offer State Fair Competition will take place at the July 13 judging.

Updated March 2015

**#584 Focus on Photography    #585 Controlling the Image**  
**#586 Mastering Photography    #589M Photography Master**

**Project Checklist**

- Read and follow all rules** pertaining to your project in this document and the Jr Fair book
- Enroll in 4-H by April 1, 2015**  
(Enrollment form should be turned into your club advisor before this date)
- Attend Project Judging** July 13 or August 11
- Make a Jr Fair Entry** for your project by August 1, 2015 (if you want to exhibit at the fair)  
Entries for the Fair must be made by class number, not project number. Refer to Jr. Fair Handbook for class entry listings and numbers. (Entry form should be turned into your club advisor before this date)

PROJECT	PROJECT REQUIREMENTS	JUDGING REQUIREMENTS	FAIR EXHIBIT
<p># 584 Focus on Photography, Level 1  #585 Controlling the Image, Level 2  #586 Mastering Photography, Level 3  # 589M Photography Master</p> 	<p>Complete the requirements in your project book.</p> <p><b>*All pictures should be work done by the member.</b></p>	<p>-Bring your completed project book to judging.  -Bring camera and photo album.  -# 584 A poster of either one mounted or a picture story consisting of 3 to 5 prints mounted on Poster Board.  -# 585&amp; 586 One print mounted on a poster; or an enlargement mounted on a poster accompanied by the original print; or a picture story consisting of 5 to 10 prints mounted on a poster. If your picture is a News Story, it must be the original photo mounted on poster with the published article.</p>	<p>-Exhibit the poster you prepared for judging.  -Foam board is not permitted.</p>

**IMPORTANT DATES**

Ask your project or organizational advisor or call the Extension office (330-264-8722) for more information about the following events.

**Early Still Project and Small Animal Judging**

**July 13, 2015**

7:00 - 8:30 p.m. at the Fisher Auditorium, OARDC Campus

**Style Revue and State Fair Awards Program**

**July 14, 2015**

7 pm at Fisher Auditorium, OARDC

Family and Friends are invited to see the Wayne County State Fair Representatives in all State Fair eligible 4-H project areas and the 4-H Style Review.

**Second Still Project/Small Animal And Gardening Judging**

**August 11, 2015**

6:00 - 9:00 p.m. at Wayne County Fairgrounds

Report to the Registration Area first, then you will be instructed which area to report to.

**Please Note**

Please Note: Members who participate in the Early Judging (July 13), and are not displaying their exhibit in a club booth, must bring their exhibit to the Junior Fair Building on August 11 from 6:30 till 8:30 p.m.

Please be sure to bring your ribbons, we recommend you put your name on the back of each ribbon. State Fair Selection for projects that offer State Fair Competition will take place at the July 13 judging. **Any projects winning a best of show award must be on display at the Wayne County Fair to receive the award.**

## # 587 Writing and Reporting for Teens - (recommended ages 14-19)

## # 588 Creative Writing - (recommended ages 11-13)

### Project Checklist

- Read and follow all rules** pertaining to your project in this document and the Jr Fair book
- Enroll in 4-H by April 1, 2015**  
(Enrollment form should be turned into your club advisor before this date)
- Attend Project Judging** July 13 or August 11
- Make a Jr Fair Entry** for your project by August 1, 2015 (if you want to exhibit at the fair)  
Entries for the Fair must be made by class number, not project number. Refer to Jr. Fair Handbook for class entry listings and numbers. (Entry form should be turned into your club advisor before this date)

PROJECT	PROJECT REQUIREMENTS	JUDGING REQUIREMENTS	FAIR EXHIBIT
# 587 Writing and Reporting for Teens # 588 Creative Writing	Complete the requirements in your project book.	-Bring completed project book to judging. -For <b>July 8</b> judging bring 3 items you have completed to the Extension Office by <b>July 3</b> or <b>August 1</b> for the <b>August 5</b> judging. -Keep copies of your 3 items and take them with you, plus any additional work you may have done. -Prepare a poster with one of the 3 items mounted on a poster	-Display on a poster one of the 3 items you completed for judging. -Foam board is not permitted.

### IMPORTANT DATES

Ask your project or organizational advisor or call the Extension office (330-264-8722) for more information about the following events.

#### Early Still Project and Small Animal Judging

**July 13, 2015**

7:00 - 8:30 p.m. at the Fisher Auditorium, OARDC Campus

#### Second Still Project/Small Animal And Gardening Judging

**August 11, 2015**

6:00 - 9:00 p.m. at Wayne County Fairgrounds

Report to the Registration Area first, then you will be instructed which area to report to.

### Please Note

Please Note: Members who participate in the Early Judging (July 13), and are not displaying their exhibit in a club booth, must bring their exhibit to the Junior Fair Building on August 11 from 6:30 till 8:30 p.m.

Please be sure to bring your ribbons, we recommend you put your name on the back of each ribbon.

**Any projects winning a best of show award must be on display at the Wayne County Fair to receive the award.**

# #592 Get Started in Art

## Project Checklist

- Read and follow all rules** pertaining to your project in this document and the Jr Fair book
- Enroll in 4-H by April 1, 2015**  
(Enrollment form should be turned into your club advisor before this date)
- Attend Project Judging** July 9 or August 11
- Make a Jr Fair Entry** for your project by August 1, 2015 (if you want to exhibit at the fair)  
Entries for the Fair must be made by class number, not project number. Refer to Jr. Fair Handbook for class entry listings and numbers. (Entry form should be turned into your club advisor before this date)

PROJECT	PROJECT REQUIREMENTS	JUDGING REQUIREMENTS	FAIR EXHIBIT
#592 Get Started in Art  <i>All levels</i>	Complete requirements on in project book.	Bring completed project book and 2 art projects and any other records of your activities.	Display one item you made.

## IMPORTANT DATES

Ask your project or organizational advisor or call the Extension office (330-264-8722) for more information about the following events.

- July 9, 2015**     **“Early Bird” FCS Project Judging** - 4:30 - 8:30 p.m. at the Fisher Auditorium, OARDC Campus. To be eligible for State Fair selection, members must participate in this event.
- July 14, 2015**     **Style Revue & State Fair Awards Program** - 7:00 p.m. at Fisher Auditorium, OARDC. Family & friends are invited to see 4-H members model their clothing projects. Outstanding Exhibitor Award winners and State Fair representatives in all State Fair eligible FCS & Still project areas will be announced at this event.
- August 11, 2015**     **“Last Chance” FCS Project Judging** - 6:00 - 9:00 p.m. at Wayne County Fairgrounds. For members not interested in or unable to participate in the July 8 judging event.



**Theater Arts Projects**  
**# 596 Play the Role**  
**#597 Become a Puppeteer**  
**#598 Set the Stage**

**Project Checklist**

- Read and follow all rules** pertaining to your project in this document and the Jr Fair book
- Enroll in 4-H by April 1, 2015**  
(Enrollment form should be turned into your club advisor before this date)
- Attend Project Judging** July 13 or August 11
- Make a Jr Fair Entry** for your project by August 1, 2015 (if you want to exhibit at the fair)  
Entries for the Fair must be made by class number, not project number. Refer to Jr. Fair Handbook for class entry listings and numbers. (Entry form should be turned into your club advisor before this date)

PROJECT	PROJECT REQUIREMENTS	JUDGING REQUIREMENTS	FAIR EXHIBIT
# 596 Play the Role # 597 Become a Puppeteer # 598 Set the Stage	Complete the requirements on page 4 in the project book.	-Bring completed project book to judging. -Prepare a poster or educational display of some things from your portfolio, or something that you learned from this project.	-Exhibit your poster or educational display. -Foam board is not permitted.

**IMPORTANT DATES**

Ask your project or organizational advisor or call the Extension office (330-264-8722) for more information about the following events.

Early Still Project and Small Animal Judging

**July 13, 2015**

7:00 - 8:30 p.m. at the Fisher Auditorium, OARDC Campus

Second Still Project/Small Animal And Gardening Judging

**August 11, 2015**

6:00 - 9:00 p.m. at Wayne County Fairgrounds

Report to the Registration Area first, then you will be instructed which area to report to.

**Please Note**

Please Note: Members who participate in the Early Judging (July 13), and are not displaying their exhibit in a club booth, must bring their exhibit to the Junior Fair Building on August 11 from 6:30 till 8:30 p.m.

Please be sure to bring your ribbons, we recommend you put your name on the back of each ribbon.



# # 611 Explore the Outdoors

## Project Checklist

- Read and follow all rules** pertaining to your project in this document and the Jr Fair book
- Enroll in 4-H by April 1, 2015**  
(Enrollment form should be turned into your club advisor before this date)
- Attend Project Judging** July 13 or August 11
- Make a Jr Fair Entry** for your project by August 1, 2015 (if you want to exhibit at the fair)  
Entries for the Fair must be made by class number, not project number. Refer to Jr. Fair Handbook for class entry listings and numbers. (Entry form should be turned into your club advisor before this date)

PROJECT	PROJECT REQUIREMENTS	JUDGING REQUIREMENTS	FAIR EXHIBIT
# 611 Let's Explore the Outdoors I	Complete the project requirements in your book.	-Bring your completed project book to judging. -Bring a poster to hang horizontally as outlined on page 20 in your project book.	-Exhibit the poster according to project. -Foam board is not permitted.

## IMPORTANT DATES

Ask your project or organizational advisor or call the Extension office (330-264-8722) for more information about the following events.

### Early Still Project and Small Animal Judging

**July 13, 2015**

7:00 - 8:30 p.m. at the Fisher Auditorium, OARDC Campus

### Style Revue and State Fair Awards Program

**July 14, 2015**

7 pm at Fisher Auditorium, OARDC

Family and Friends are invited to see the Wayne County State Fair Representatives in all State Fair eligible 4-H project areas and the 4-H Style Review.

### Second Still Project/Small Animal And Gardening Judging

**August 11, 2015**

6:00 - 9:00 p.m. at Wayne County Fairgrounds

Report to the Registration Area first, then you will be instructed which area to report to.

## Please Note

Please Note: Members who participate in the Early Judging (July 13), and are not displaying their exhibit in a club booth, must bring their exhibit to the Junior Fair Building on August 11 from 6:30 till 8:30 p.m.

Please be sure to bring your ribbons, we recommend you put your name on the back of each ribbon.

State Fair Selection for projects that offer State Fair Competition will take place at the July 13 judging.




Eligible Project  
Updated March 2015

# # 620 Why Trees Matter

## Project Checklist

- Read and follow all rules** pertaining to your project in this document and the Jr Fair book
- Enroll in 4-H by April 1, 2015**  
(Enrollment form should be turned into your club advisor before this date)
- Attend Project Judging** July 13 or August 11
- Make a Jr Fair Entry** for your project by August 1, 2015 (if you want to exhibit at the fair)  
Entries for the Fair must be made by class number, not project number. Refer to Jr. Fair Handbook for class entry listings and numbers. (Entry form should be turned into your club advisor before this date)

PROJECT	PROJECT REQUIREMENTS	JUDGING REQUIREMENTS	FAIR EXHIBIT
<b># 620 Why Trees Matter</b> 	Complete the project requirements in your book.	-Bring your completed project book to judging. -Bring a poster with names and pictures of 10 different types of birds in Ohio and member should also build a bird feeder.	-Exhibit your poster and the bird feeder you built. -Foam board is not permitted.

## IMPORTANT DATES

Ask your project or organizational advisor or call the Extension office (330-264-8722) for more information about the following events.

### Early Still Project and Small Animal Judging

**July 13, 2015**

7:00 - 8:30 p.m. at the Fisher Auditorium, OARDC Campus

### Style Revue and State Fair Awards Program

**July 14, 2015**

7 pm at Fisher Auditorium, OARDC

Family and Friends are invited to see the Wayne County State Fair Representatives in all State Fair eligible 4-H project areas and the 4-H Style Review.

### Second Still Project/Small Animal And Gardening Judging

**August 11, 2015**

6:00 - 9:00 p.m. at Wayne County Fairgrounds

Report to the Registration Area first, then you will be instructed which area to report to.

## Please Note

Please Note: Members who participate in the Early Judging (July 13), and are not displaying their exhibit in a club booth, must bring their exhibit to the Junior Fair Building on August 11 from 6:30 till 8:30 p.m.

Please be sure to bring your ribbons, we recommend you put your name on the back of each ribbon.

State Fair Selection for projects that offer State Fair Competition will take place at the July 13 judging.

# # 621 Ohio Birds

## Project Checklist

- Read and follow all rules** pertaining to your project in this document and the Jr Fair book
- Enroll in 4-H by April 1, 2015**  
(Enrollment form should be turned into your club advisor before this date)
- Attend Project Judging** July 13 or August 11
- Make a Jr Fair Entry** for your project by August 1, 2015 (if you want to exhibit at the fair)  
Entries for the Fair must be made by class number, not project number. Refer to Jr. Fair Handbook for class entry listings and numbers. (Entry form should be turned into your club advisor before this date)

PROJECT	PROJECT REQUIREMENTS	JUDGING REQUIREMENTS	FAIR EXHIBIT
# 621 Ohio Birds	Complete the project requirements in your book.	-Bring your completed project book to judging. -Bring a poster with names and pictures of 10 different types of birds in Ohio and member should also build a bird feeder.	-Exhibit your poster and the bird feeder you built. -Foam board is not permitted.



## IMPORTANT DATES

Ask your project or organizational advisor or call the Extension office (330-264-8722) for more information about the following events.

### Early Still Project and Small Animal Judging

**July 13, 2015**

7:00 - 8:30 p.m. at the Fisher Auditorium, OARDC Campus

### Style Revue and State Fair Awards Program

**July 14, 2015**

7 pm at Fisher Auditorium, OARDC

Family and Friends are invited to see the Wayne County State Fair Representatives in all State Fair eligible 4-H project areas and the 4-H Style Review.

### Second Still Project/Small Animal And Gardening Judging

**August 11, 2015**

6:00 - 9:00 p.m. at Wayne County Fairgrounds

Report to the Registration Area first, then you will be instructed which area to report to.

## Please Note

Please Note: Members who participate in the Early Judging (July 13), and are not displaying their exhibit in a club booth, must bring their exhibit to the Junior Fair Building on August 11 from 6:30 till 8:30 p.m.


Please be sure to bring your ribbons, we recommend you put your name on the back of each ribbon.

State Fair Selection for projects that offer State Fair Competition will take place at the July 13 judging.

# # 622 Trapping Muskrats in Ohio

## Project Checklist

- Read and follow all rules** pertaining to your project in this document and the Jr Fair book
- Enroll in 4-H by April 1, 2015**  
(Enrollment form should be turned into your club advisor before this date)
- Attend Project Judging** July 13 or August 11
- Make a Jr Fair Entry** for your project by August 1, 2015 (if you want to exhibit at the fair)  
Entries for the Fair must be made by class number, not project number. Refer to Jr. Fair Handbook for class entry listings and numbers. (Entry form should be turned into your club advisor before this date)

PROJECT	PROJECT REQUIREMENTS	JUDGING REQUIREMENTS	FAIR EXHIBIT
<b># 622</b> Trapping Muskrats in Ohio  	Complete the requirements in your project book.	-Bring your completed project book to judging. -Bring an educational display or poster showing one phase or something you learned, in the project. -No traps of any kind can be taken to judging or the Fair.	-Exhibit either your educational display or poster. -Foam board is not permitted. -NO TRAPS

Eligible Project

## IMPORTANT DATES

Ask your project or organizational advisor or call the Extension office (330-264-8722) for more information about the following events.

### Early Still Project and Small Animal Judging

**July 13, 2015**

7:00 - 8:30 p.m. at the Fisher Auditorium, OARDC Campus

### Style Revue and State Fair Awards Program

**July 14, 2015**

7 pm at Fisher Auditorium, OARDC

Family and Friends are invited to see the Wayne County State Fair Representatives in all State Fair eligible 4-H project areas and the 4-H Style Review.

### Second Still Project/Small Animal And Gardening Judging

**August 11, 2015**

6:00 - 9:00 p.m. at Wayne County Fairgrounds

Report to the Registration Area first, then you will be instructed which area to report to.

## Please Note

Please Note: Members who participate in the Early Judging (July 13), and are not displaying their exhibit in a club booth, must bring their exhibit to the Junior Fair Building on August 11 from 6:30 till 8:30 p.m.

Please be sure to bring your ribbons, we recommend you put your name on the back of each ribbon.

State Fair Selection for projects that offer State Fair Competition will take place at the July 13 judging.


# Fishing Projects

## # 623 Fishing for the Beginner

## # 624 Fishing for the Intermediate

### Project Checklist

- Read and follow all rules** pertaining to your project in this document and the Jr Fair book
- Enroll in 4-H by April 1, 2015**  
(Enrollment form should be turned into your club advisor before this date)
- Attend Project Judging** July 13 or August 11
- Make a Jr Fair Entry** for your project by August 1, 2015 (if you want to exhibit at the fair)  
Entries for the Fair must be made by class number, not project number. Refer to Jr. Fair Handbook for class entry listings and numbers. (Entry form should be turned into your club advisor before this date)

PROJECT	PROJECT REQUIREMENTS	JUDGING REQUIREMENTS	FAIR EXHIBIT
# 623 Fishing for Beginner # 624 Fishing for the Intermediate  	Complete the project requirements in your book.	-Bring your completed project book to judging. -# 623 Prepare either an educational display or poster showing what you learned to judging. -# 624 Prepare either a poster or educational display showing one phase of the project to take to judging.	-Exhibit either your poster or educational display. -Foam board is not permitted.

### IMPORTANT DATES

Ask your project or organizational advisor or call the Extension office (330-264-8722) for more information about the following events.

#### Early Still Project and Small Animal Judging

**July 13, 2015**

7:00 - 8:30 p.m. at the Fisher Auditorium, OARDC Campus

#### Style Revue and State Fair Awards Program

**July 14, 2015**

7 pm at Fisher Auditorium, OARDC

Family and Friends are invited to see the Wayne County State Fair Representatives in all State Fair eligible 4-H project areas and the 4-H Style Review.

#### Second Still Project/Small Animal And Gardening Judging

**August 11, 2015**

6:00 - 9:00 p.m. at Wayne County Fairgrounds

Report to the Registration Area first, then you will be instructed which area to report to.

### Please Note

Please Note: Members who participate in the Early Judging (July 13), and are not displaying their exhibit in a club booth, must bring their exhibit to the Junior Fair Building on August 11 from 6:30 till 8:30 p.m.


Please be sure to bring your ribbons, we recommend you put your name on the back of each ribbon.

State Fair Selection for projects that offer State Fair Competition will take place at the July 13 judging.

# # 630 Safe Use of Guns

## Project Checklist

- Read and follow all rules** pertaining to your project in this document and the Jr Fair book
- Enroll in 4-H by April 1, 2015**  
(Enrollment form should be turned into your club advisor before this date)
- Attend Project Judging** July 13 or August 11
- Make a Jr Fair Entry** for your project by August 1, 2015 (if you want to exhibit at the fair)  
Entries for the Fair must be made by class number, not project number. Refer to Jr. Fair Handbook for class entry listings and numbers. (Entry form should be turned into your club advisor before this date)

PROJECT	PROJECT REQUIREMENTS	JUDGING REQUIREMENTS	FAIR EXHIBIT
# 630 Safe Use of Guns  	Complete the project requirements in your book.	-Bring your completed project book to judging. -Prepare a poster or educational display showing what you learned in the project and take it to judging. - <b>Guns are not permitted on the fairgrounds.</b> Do not take guns to judging!	-Exhibit <b>either</b> your poster <b>or</b> educational display. -Foam board is not permitted.

## IMPORTANT DATES

Ask your project or organizational advisor or call the Extension office (330-264-8722) for more information about the following events.

### Early Still Project and Small Animal Judging

**July 13, 2015**

7:00 - 8:30 p.m. at the Fisher Auditorium, OARDC Campus

### Style Revue and State Fair Awards Program

**July 14, 2015**

7 pm at Fisher Auditorium, OARDC

Family and Friends are invited to see the Wayne County State Fair Representatives in all State Fair eligible 4-H project areas and the 4-H Style Review.

### Second Still Project/Small Animal And Gardening Judging

**August 11, 2015**

6:00 - 9:00 p.m. at Wayne County Fairgrounds

Report to the Registration Area first, then you will be instructed which area to report to.

## Please Note

Please Note: Members who participate in the Early Judging (July 13), and are not displaying their exhibit in a club booth, must bring their exhibit to the Junior Fair Building on August 11 from 6:30 till 8:30 p.m.

Please be sure to bring your ribbons, we recommend you put your name on the back of each ribbon.

State Fair Selection for projects that offer State Fair Competition will take place at the July 13 judging.

# # 631 Basic Archery

## Project Checklist

- Read and follow all rules** pertaining to your project in this document and the Jr Fair book
- Enroll in 4-H by April 1, 2015**  
(Enrollment form should be turned into your club advisor before this date)
- Attend Project Judging** July 13 or August 11
- Make a Jr Fair Entry** for your project by August 1, 2015 (if you want to exhibit at the fair)  
Entries for the Fair must be made by class number, not project number. Refer to Jr. Fair Handbook for class entry listings and numbers. (Entry form should be turned into your club advisor before this date)

PROJECT	PROJECT REQUIREMENTS	JUDGING REQUIREMENTS	FAIR EXHIBIT
# 631 Basic Archery	Complete the requirements in your project book.	-Bring completed project book to judging. -Prepare a poster or educational display to take to judging on what you learned in the project.	-Exhibit either your poster or educational display. -Foam board is not permitted.

## IMPORTANT DATES

Ask your project or organizational advisor or call the Extension office (330-264-8722) for more information about the following events.

### Early Still Project and Small Animal Judging

**July 13, 2015**

7:00 - 8:30 p.m. at the Fisher Auditorium, OARDC Campus

### Style Revue and State Fair Awards Program

**July 14, 2015**

7 pm at Fisher Auditorium, OARDC

Family and Friends are invited to see the Wayne County State Fair Representatives in all State Fair eligible 4-H project areas and the 4-H Style Review.

### Second Still Project/Small Animal And Gardening Judging

**August 11, 2015**

6:00 - 9:00 p.m. at Wayne County Fairgrounds

Report to the Registration Area first, then you will be instructed which area to report to.

## Please Note

Please Note: Members who participate in the Early Judging (July 13), and are not displaying their exhibit in a club booth, must bring their exhibit to the Junior Fair Building on August 11 from 6:30 till 8:30 p.m.

Please be sure to bring your ribbons, we recommend you put your name on the back of each ribbon.

State Fair Selection for projects that offer State Fair Competition will take place at the July 13 judging.



# # 641 Beekeeping

## Project Checklist

- Read and follow all rules** pertaining to your project in this document and the Jr Fair book
- Enroll in 4-H by April 1, 2015**  
(Enrollment form should be turned into your club advisor before this date)
- Attend Project Judging** July 13 or August 11
- Make a Jr Fair Entry** for your project by August 1, 2015 (if you want to exhibit at the fair)  
Entries for the Fair must be made by class number, not project number. Refer to Jr. Fair Handbook for class entry listings and numbers. (Entry form should be turned into your club advisor before this date)

PROJECT	PROJECT REQUIREMENTS	JUDGING REQUIREMENTS	FAIR EXHIBIT
# 641 Beekeeping	Complete the requirements in your project book.	-Bring completed project book to judging. -Prepare a poster or educational display to take to judging on what you learned in the project.	-Exhibit either your poster or educational display. -Foam board is not permitted.

## IMPORTANT DATES

Ask your project or organizational advisor or call the Extension office (330-264-8722) for more information about the following events.

### Early Still Project and Small Animal Judging

**July 13, 2015**

7:00 - 8:30 p.m. at the Fisher Auditorium, OARDC Campus

### Style Revue and State Fair Awards Program

**July 14, 2015**

7 pm at Fisher Auditorium, OARDC

Family and Friends are invited to see the Wayne County State Fair Representatives in all State Fair eligible 4-H project areas and the 4-H Style Review.

### Second Still Project/Small Animal And Gardening Judging

**August 11, 2015**

6:00 - 9:00 p.m. at Wayne County Fairgrounds

Report to the Registration Area first, then you will be instructed which area to report to.

## Please Note

Please Note: Members who participate in the Early Judging (July 13), and are not displaying their exhibit in a club booth, must bring their exhibit to the Junior Fair Building on August 11 from 6:30 till 8:30 p.m.

Please be sure to bring your ribbons, we recommend you put your name on the back of each ribbon.

State Fair Selection for projects that offer State Fair Competition will take place at the July 13 judging.






# Insects

## # 644 Exploring Our Insect World I

### Project Checklist

- Read and follow all rules** pertaining to your project in this document and the Jr Fair book
- Enroll in 4-H by April 1, 2015**  
(Enrollment form should be turned into your club advisor before this date)
- Attend Project Judging** July 13 or August 11
- Make a Jr Fair Entry** for your project by August 1, 2015 (if you want to exhibit at the fair)  
Entries for the Fair must be made by class number, not project number. Refer to Jr. Fair Handbook for class entry listings and numbers. (Entry form should be turned into your club advisor before this date)

PROJECT	PROJECT REQUIREMENTS	JUDGING REQUIREMENTS	FAIR EXHIBIT
<p># 644 Exploring Our Insect World I</p> <p># 645 Exploring Our Insect World II</p> 	<p>Complete the project requirements in your book.</p> <p><b>#645 should be taken after # 644</b></p>	<p>-Bring completed book to judging.</p> <p>-# 644 <u>First year</u>: Bring at least 25 different adult insects.</p> <p><u>2<sup>nd</sup> year</u>: Bring approximately 100 different adult insects.</p> <p>-# 645 Bring a display that corresponds to the experience of the member. One of the items #2,3,4,6,7,8,9,10 on page 3 of the project book would make a good display.</p>	<p>-# 644 Exhibit your insects according to your year in the project.</p> <p>-# 645 Exhibit the display you made that corresponds to the experience you have in the project.</p> <p>-Foam board is not permitted.</p>

### IMPORTANT DATES

Ask your project or organizational advisor or call the Extension office (330-264-8722) for more information about the following events.

#### Early Still Project and Small Animal Judging

**July 13, 2015**

7:00 - 8:30 p.m. at the Fisher Auditorium, OARDC Campus  
Style Revue and State Fair Awards Program

**July 14, 2015**

7 pm at Fisher Auditorium, OARDC

Family and Friends are invited to see the Wayne County State Fair Representatives in all State Fair eligible 4-H project areas and the 4-H Style Review.

#### Second Still Project/Small Animal And Gardening Judging

**August 11, 2015**

6:00 - 9:00 p.m. at Wayne County Fairgrounds

Report to the Registration Area first, then you will be instructed which area to report to.

### Please Note


Please Note: Members who participate in the Early Judging (July 13), and are not displaying their exhibit in a club booth, must bring their exhibit to the Junior Fair Building on August 11 from 6:30 till 8:30 p.m.

Please be sure to bring your ribbons, we recommend you put your name on the back of each ribbon. State Fair Selection for projects that offer State Fair Competition will take place at the July 13 judging.

# # 670 Canning and Freezing

## Project Checklist

- Read and follow all rules** pertaining to your project in this document and the Jr Fair book
- Enroll in 4-H by April 1, 2015**  
(Enrollment form should be turned into your club advisor before this date)
- Attend Project Judging** July 13 or August 11
- Make a Jr Fair Entry** for your project by August 1, 2015 (if you want to exhibit at the fair)  
Entries for the Fair must be made by class number, not project number. Refer to Jr. Fair Handbook for class entry listings and numbers. (Entry form should be turned into your club advisor before this date)

PROJECT	PROJECT REQUIREMENTS	JUDGING REQUIREMENTS	FAIR EXHIBIT
# 670 Canning and Freezing  	Complete the requirements in your project book under the project guidelines section.	-Completed project book. - A poster or educational display showing what they learned in the project.	-Exhibit either the poster or educational display. -Foam board is NOT permitted.

## IMPORTANT DATES

Ask your project or organizational advisor or call the Extension office (330-264-8722) for more information about the following events.

### Early Still Project and Small Animal Judging

**July 13, 2015**

7:00 - 8:30 p.m. at the Fisher Auditorium, OARDC Campus

### Style Revue and State Fair Awards Program

**July 14, 2015**

7 pm at Fisher Auditorium, OARDC

Family and Friends are invited to see the Wayne County State Fair Representatives in all State Fair eligible 4-H project areas and the 4-H Style Review.

### Second Still Project/Small Animal And Gardening Judging

**August 11, 2015**


6:00 - 9:00 p.m. at Wayne County Fairgrounds

Report to the Registration Area first, then you will be instructed which area to report to.

# # 671 How Does Your Garden Grow

## Project Checklist

- Read and follow all rules** pertaining to your project in this document and the Jr Fair book
- Enroll in 4-H by April 1, 2015**  
(Enrollment form should be turned into your club advisor before this date)
- Attend Project Judging** July 13 or August 11
- Make a Jr Fair Entry** for your project by August 1, 2015 (if you want to exhibit at the fair)  
Entries for the Fair must be made by class number, not project number. Refer to Jr. Fair Handbook for class entry listings and numbers. (Entry form should be turned into your club advisor before this date)

PROJECT	PROJECT REQUIREMENTS	JUDGING REQUIREMENTS	FAIR EXHIBIT
<p># 671 How Does Your Garden Grow</p> 	<p>Complete the requirements in your project book under the project guidelines section</p> <p><b>Note:</b> This project can be taken over a 2 year period..</p>	<ul style="list-style-type: none"> <li>- Bring completed project book.</li> <li>- Bring 3 specimens of annuals and an artistic arrangement in a vase, bowl, or basket to the interview/judging.</li> <li>- The exhibit can be fresh flowers or dried annuals.</li> <li>- Must identify kinds of flowers at the interview judging.</li> </ul>	<ul style="list-style-type: none"> <li>- Exhibit either your 3 specimens or annuals or your artistic arrangement.</li> <li>- May be fresh or dried annuals.</li> </ul>

## IMPORTANT DATES

Ask your project or organizational advisor or call the Extension office (330-264-8722) for more information about the following events.

### Early Still Project and Small Animal Judging

**July 13, 2015**

7:00 - 8:30 p.m. at the Fisher Auditorium, OARDC Campus  
Style Revue and State Fair Awards Program

**July 14, 2015**

7 pm at Fisher Auditorium, OARDC

Family and Friends are invited to see the Wayne County State Fair Representatives in all State Fair eligible 4-H project areas and the 4-H Style Review.

### Second Still Project/Small Animal And Gardening Judging

**August 11, 2015**

6:00 - 9:00 p.m. at Wayne County Fairgrounds

Report to the Registration Area first, then you will be instructed which area to report to.

## Please Note

- There is no September Garden judging!

- Members who participate in the August judging will need to bring a fresh specimen, along with their ribbon(s) and award(s), to the Junior Fair Building on **Friday, September 5, 2014 from 5:00 -6:00 p.m.** for display.
- Members are encouraged to change their fresh flower exhibit on Tuesday of the fair to keep it looking nice.

***The project that wins the Becky Leatherman Award must be on display at the Wayne County Fair.***

# # 691 Vegetable Gardening I

## Project Checklist

- Read and follow all rules** pertaining to your project in this document and the Jr Fair book
- Enroll in 4-H by April 1, 2015**  
(Enrollment form should be turned into your club advisor before this date)
- Attend Project Judging** July 13 or August 11
- Make a Jr Fair Entry** for your project by August 1, 2015 (if you want to exhibit at the fair)  
Entries for the Fair must be made by class number, not project number. Refer to Jr. Fair Handbook for class entry listings and numbers. (Entry form should be turned into your club advisor before this date)

PROJECT	PROJECT REQUIREMENTS	JUDGING REQUIREMENTS	FAIR EXHIBIT
# 691 Vegetable Gardening - 1	Complete the project requirements in your book.	- Bring completed book to judging. - Bring 3 different kinds of vegetables; refer to scale as to the quantity of each specimen to bring.	Exhibit your vegetables that you prepared for judging.

## IMPORTANT DATES

Ask your project or organizational advisor or call the Extension office (330-264-8722) for more information about the following events.

### Early Still Project and Small Animal Judging **July 13, 2015**

7:00 - 8:30 p.m. at the Fisher Auditorium, OARDC Campus

### Second Still Project/Small Animal And Gardening Judging **August 11, 2015**

6:00 - 9:00 p.m. at Wayne County Fairgrounds

Report to the Registration Area first, then you will be instructed which area to report to.

## Please Note

- There is no September Garden judging!

- Members who participate in the August judging will need to bring a fresh specimen, along with their ribbon(s) and award(s), to the Junior Fair Building on **Friday, September 5, 2014 from 5:00 -6:00 p.m.** for display. We recommend you put your name and club on the back of all ribbon(s) and award(s).

***The project that wins the Becky Leatherman Award must be on display at the Wayne County Fair.***

### Vegetable Gardening Scale

3 peppers - any variety	3 turnips	1 head of cabbage
3 onions	3 potatoes	1 squash
3 beets	5 pods of green beans	1 pumpkin
3 ears of sweet corn	5 pods of peas	1 melon
3 tomatoes	5 pods of lima beans	5 carrots

# # 692 Growing with the Seasons

## Project Checklist

- Read and follow all rules** pertaining to your project in this document and the Jr Fair book
- Enroll in 4-H by April 1, 2015**  
(Enrollment form should be turned into your club advisor before this date)
- Attend Project Judging** July 13 or August 11
- Make a Jr Fair Entry** for your project by August 1, 2015 (if you want to exhibit at the fair)  
Entries for the Fair must be made by class number, not project number. Refer to Jr. Fair Handbook for class entry listings and numbers. (Entry form should be turned into your club advisor before this date)

PROJECT	PROJECT REQUIREMENTS	JUDGING REQUIREMENTS	FAIR EXHIBIT
# 692 Growing with the Seasons	Complete the project requirements in your book.	- Bring your completed book to judging. - Bring 5 different kinds of vegetables, each specimen in amount according to the scale below.	Exhibit your vegetables that you prepared for judging.

## IMPORTANT DATES

Ask your project or organizational advisor or call the Extension office (330-264-8722) for more information about the following events.

### Early Still Project and Small Animal Judging

**July 13, 2015**

7:00 - 8:30 p.m. at the Fisher Auditorium, OARDC Campus

### Second Still Project/Small Animal And Gardening Judging

**August 11, 2015**

6:00 - 9:00 p.m. at Wayne County Fairgrounds

Report to the Registration Area first, then you will be instructed which area to report to.

## Please Note

- There is no September Garden judging!

- Members who participate in the August judging will need to bring a fresh specimen, along with their ribbon(s) and award(s), to the Junior Fair Building on **Friday, September 5, 2014 from 5:00 -6:00 p.m.** for display.

***The project that wins the Becky Leatherman Award must be on display at the Wayne County Fair.***

### Vegetable Gardening Scale

3 peppers - any variety	3 turnips	1 head of cabbage
3 onions	3 potatoes	1 squash
3 beets	5 pods of green beans	1 pumpkin
3 ears of sweet corn	5 pods of peas	1 melon
3 tomatoes	5 pods of lima beans	5 carrots

# # 750 Rifle - # 751 Archery - # 752 Shotgun - # 753 Pistol # 754 Hunting & Wildlife - # 755 Muzzle Loading

## Project Checklist

- Read and follow all rules** pertaining to your project in this document and the Jr Fair book
- Enroll in 4-H by April 1, 2015**  
(Enrollment form should be turned into your club advisor before this date)
- Attend Project Judging** July 13 or August 11
- Make a Jr Fair Entry** for your project by August 1, 2015 (if you want to exhibit at the fair)  
Entries for the Fair must be made by class number, not project number. Refer to Jr. Fair Handbook for class entry listings and numbers. (Entry form should be turned into your club advisor before this date)

PROJECT	PROJECT REQUIREMENTS	JUDGING REQUIREMENTS	FAIR EXHIBIT
# 750 Rifle # 751 Archery # 752 Shotgun # 753 Pistol # 754 Hunting & Wildlife # 755 Muzzle Loading	Complete the requirements in your project book.  <b>These projects must be taught by a Certified 4-H State Shooting Sports Instructor</b>	-Bring completed book to judging. -Bring also a poster or an educational display showing something you learned in the project. -No guns or weapons are permitted to be at judging or on the Fairgrounds.	-Exhibit either your educational display or poster. -Foam board is not permitted. <b>-No Guns or Weapons!</b>

## IMPORTANT DATES

Ask your project or organizational advisor or call the Extension office (330-264-8722) for more information about the following events.

### Early Still Project and Small Animal Judging

**July 13, 2015**

7:00 - 8:30 p.m. at the Fisher Auditorium, OARDC Campus

### Style Revue and State Fair Awards Program

**July 14, 2015**

7 pm at Fisher Auditorium, OARDC

Family and Friends are invited to see the Wayne County State Fair Representatives in all State Fair eligible 4-H project areas and the 4-H Style Review.

### Second Still Project/Small Animal And Gardening Judging

**August 11, 2015**

6:00 - 9:00 p.m. at Wayne County Fairgrounds

Report to the Registration Area first, then you will be instructed which area to report to.

## Please Note

Please Note: Members who participate in the Early Judging (July 13), and are not displaying their exhibit in a club booth, must bring their exhibit to the Junior Fair Building on August 11 from 6:30 till 8:30 p.m.

Please be sure to bring your ribbons, we recommend you put your name on the back of each ribbon.

State Fair Selection for projects that offer State Fair Competition will take place at the July 13 judging.




# Shooting Sports

## # 756 Living History

### Project Checklist

- Read and follow all rules** pertaining to your project in this document and the Jr Fair book
- Enroll in 4-H by April 1, 2015**  
(Enrollment form should be turned into your club advisor before this date)
- Attend Project Judging** July 13 or August 11
- Make a Jr Fair Entry** for your project by August 1, 2015 (if you want to exhibit at the fair)  
Entries for the Fair must be made by class number, not project number. Refer to Jr. Fair Handbook for class entry listings and numbers. (Entry form should be turned into your club advisor before this date)

PROJECT	PROJECT REQUIREMENTS	JUDGING REQUIREMENTS	FAIR EXHIBIT
<p># 756 - Living History</p> 	<p>Complete project requirements listed on page 2 of the project book.</p> <p><b>This must be taught by a Certified 4-H State Shooting Sports Instructor</b></p>	<ul style="list-style-type: none"> <li>- Bring completed project book to judging.</li> <li>- Complete and bring with you a poster displaying 2-3 of the guidelines listed on page 2 of the project book.</li> <li>- Guns and Weapons are not permitted.</li> </ul>	<ul style="list-style-type: none"> <li>- Exhibit your poster.</li> <li>- Foam board is not permitted.</li> <li>- No Guns or Weapons are permitted on the fairgrounds</li> </ul>

### IMPORTANT DATES

Ask your project or organizational advisor or call the Extension office (330-264-8722) for more information about the following events.

#### Early Still Project and Small Animal Judging

**July 13, 2015**

7:00 - 8:30 p.m. at the Fisher Auditorium, OARDC Campus

#### Style Revue and State Fair Awards Program

**July 14, 2015**

7 pm at Fisher Auditorium, OARDC

Family and Friends are invited to see the Wayne County State Fair Representatives in all State Fair eligible 4-H project areas and the 4-H Style Review.

#### Second Still Project/Small Animal And Gardening Judging

**August 11, 2015**

6:00 - 9:00 p.m. at Wayne County Fairgrounds

Report to the Registration Area first, then you will be instructed which area to report to.

### Please Note

Please Note: Members who participate in the Early Judging (July 13), and are not displaying their exhibit in a club booth, must bring their exhibit to the Junior Fair Building on August 11 from 6:30 till 8:30 p.m.

Please be sure to bring your ribbons, we recommend you put your name on the back of each ribbon.

State Fair Selection for projects that offer State Fair Competition will take place at the July 13 judging.