

# Beef Project – Animal Identification Requirements

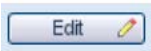
Beef and Dairy Feeder	Beef & Dairy Market Steer/Heifer
<p>Tag (identifier): Required – County Tag #                      RFID Number: <i>Optional</i>                      Animal Name: Required                      Sex: Required                      Breed: Required                      Birthdate: Required                      County Raised: <i>Optional</i>                      Breeder Name: <i>Optional</i>                      Owned Or Leased: Required                      Owner Name: Required</p> <p>Photos/Files:                      Side of animal: <i>Optional</i>                      Front of animal: <i>Optional</i>                      County form: Required - Submit the Feeder calf Form with photos</p>	<p>Tag (identifier): Required – County Tag #                      RFID Number: <i>Optional</i>                      Animal Name: Required                      Sex: Required                      Breed: <i>Optional</i>                      Birthdate: Required                      County Raised: Required                      Breeder Name: <i>Optional</i>                      Beginning Weight: Required (copy from Weigh-in card)                      Beginning Weight Date: Required (January 22<sup>nd</sup> 2018)</p> <p>Photos/Files:                      Side of animal: <i>Optional</i>                      Front of animal: <i>Optional</i>                      County form: <i>Optional</i>                      *Born and Raised form must be submitted at Tag-in</p>
<h2>Breeding Beef</h2>	
<p>Tag (identifier): Required                      RFID Number: <i>Optional</i>                      Animal Name: Required                      Sex: Required                      Breed: Required                      Birthdate: Required                      County Raised: <i>Optional</i>                      Breeder Name: <i>Optional</i>                      Owned Or Leased: Required                      Owner Name: Required</p> <p>Photos/Files:                      Side of animal: <i>Optional</i>                      Front of animal: <i>Optional</i>                      Lease: <i>Optional – Recommended if leased</i>                      County form: <i>Optional</i></p>	

Every animal that may be taken to the fair, now must be entered into Oh.4honline.com.

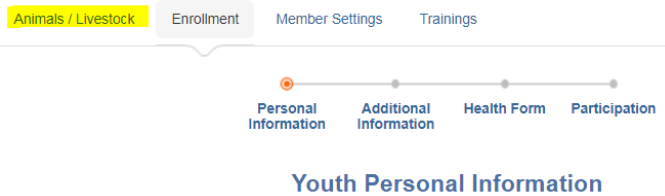
This process can be completed through the 4-HOnline system. The steps to add your project information follows:

Step 1: Login to Oh.4honline.com (Make sure to click, I have a profile!)

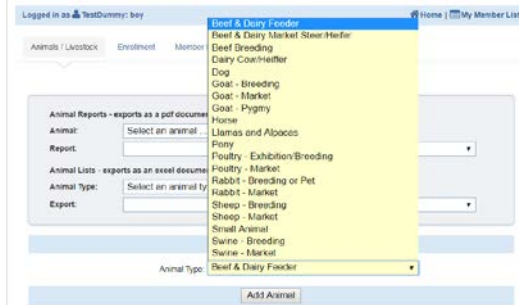
Step 2: Click 

Step 3: Click on the “Edit” button on the right hand side of your name 

Step 4: At the top of the click on the Animal / Livestock tab



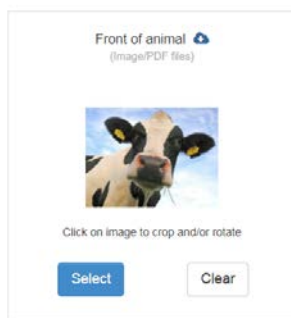
Step 5: Select the animal type you want to submit and then click the “Add Animal” button



Step 6: Fill in the information – You must at least fill out all bolded fields

Animal Information	
Dairy Cow/Heifer	
Tag:	<input type="text" value="6810"/>
Animal Name:	<input type="text" value="Elsie"/>
<b>Birthdate:</b>	<input type="text" value="02/15/2015"/>
<b>Breed:</b>	<input type="text" value="Holstein"/>
Colors And Markings:	<input type="text" value="Black and White"/>
Owned Or Leased:	<input type="text" value="Leased"/>
Owner Name:	<input type="text" value="Mister Neighbor"/>

Step 7: Add documents and photos of your animal. Click the Select button and find the file or photo on your phone or computer.



Step 8: MAKE SURE ALL INFORMATION IS COMPLETE AND ACCURATE. Once you hit the save button you cannot edit the animal.



Step 9: Click the save button

Step 10: Adding animals – Start at step 5 and repeat!

If you find a mistake on an animal you have already submitted, it cannot be edited by members. You will either need to go into the system and create a new animal with the correct information or you may contact the Extension Office and they can make the change, but only if before the deadline. The only exemption of this is if an animal tag is lost and replaced.