

Wayne County 4-H / FFA / Jr. Fair

2024 Swine Project Guidelines

PROJECT CHECKLIST

- ☐ Check the 4-H calendar for the most up to date information regarding our program
 - o <https://wayne.osu.edu/program-areas/4-h-youth-development/4-h-calendar-events>
- ☐ **Enroll in 4-H** through 4-HOnline (oh.4honline.com) by April 1. Individual clubs may set an earlier date.
- ☐ **Attend Quality Assurance Training** - dates for the 2024 QA sessions: May 7th, June 6th, and a last chance Quality Assurance will be held on July 23rd (a fee will be charged for the last chance Quality Assurance). Please see the 4-H App calendar for locations and times of these QA sessions. QA must be completed by July 24th.
- ☐ **Project Record Book:** Purchase, complete and **due** at Skillathon Interview Judging
- ☐ **Obtain** and care for your animal(s) by June 1.
- ☐ **Tag:** All hogs must be tagged by June 1st (more details on following pages). Limit of four hogs to be tagged per exhibitor – 1 primary and up to three back-ups.
- ☐ **Possession Date:** Obtain and care for your animal(s) by June 1. The animal must remain in your care during the entire project period or throughout the fair.
- ☐ **4-H Online:** Enter ALL possible eligible animals (including family back-ups) that you may enter in the fair into 4-HOnline by June 1. Help sheets are available at wayne.osu.edu/help. Family backups MUST be under each exhibitor 4HOnline profile.
- ☐ **Junior Fair Book:** Obtain and read a Wayne County Junior Fair Book for rules and regulations for our county fair.
- ☐ **Project Completion:** Attend and participate in one of the following: Wayne County 4-H Skillathon Interview Judging, State Fair Swine Skillathon, or complete the Wayne County Jr. Fair Outstanding Exhibitor Exam. Proof of State Fair Skillathon completion must be submitted to the Wayne County Extension Office by August 8th.
- ☐ **Fair Entries** due by 11:59 pm on Aug.1: Make ALL fair entries online at waynejrfair.fairentry.com for your animal(s).
- ☐ **OME:** All exhibitors who wish to participate in the Outstanding Market Exhibitor program will take an exam. Please visit go.osu.edu/wcjrfairoutstanding to learn more details.
- ☐ **DUNF:** All market and lactating animals must complete an electronic DUNF before check-in at the fair. See the August edition of The Link for more information.
- ☐ *Read and follow all rules pertaining to your project animal(s) in the Jr. Fair Book. This book should be given to you by your 4-H club advisor in July*



2024 Swine Calendar of Events**Wayne County Quality Assurance**

March 16th Northwester FFA QA & Clinic

April 11th 6:00pm at Fisher Auditorium

May 7th 6:00pm at Fisher Auditorium

June 6th 6:00pm at Event Center

Last Chance: July 23rd at 6:00pm at
Fisher Auditorium (a fee will be charged)

MUST BE COMPLETED BY JULY 24TH

OME Test

July 9th 5-9pm at
Wayne County Fair Event Center

Swine Fair Check-in / Weigh-In

Thursday, September 5th 4:00pm to 9:00pm

Friday, September 6th 8:00am to 9:00 pm

Swine Showmanship Show

Monday September 9th 8:00 am

Swine Market Show

Tuesday September 10th 8:00am

Swine Auction

Thursday September 12th 8:00 am

Wayne County 4-H Skillathon Interviews

July 10th and August 7th 6:00pm-9:00pm at

Wayne County Fair Event Center

Important Notes

- **Tagging Swine:** It is required that exhibitors tag their own market hog prior to June 1st instead of having the animal tagged during fair check-in. This tag number will be entered into 4-HOnline under the animal identification section. On your animal ID profile (due June 1), you must have a picture of your hog with the Wayne County tag in its ear. You may tag up to four hogs per exhibitor (1 primary, 3 back-ups)
- **Sale Photograph:** Champions will be the only animals to enter the sale ring. Our goal is to display a clean and professional photo of every exhibitor with their animal during the time each exhibitor is selling. Please submit your photo with your fair entry by August 1st
- **Awards:** All exhibitors who receive a trophy, plaque, or other award sponsored by a donor are expected to send a Thank You note to the sponsor(s). Thank you, cards will be provided with your award. Please turn in your unsealed thank you card to the Jr. Fair Office by the end of the fair. Failure to turn in a thank you card may result in a loss of premium. The name and address of the sponsor can be found on the award. If you cannot find it, contact the Jr. Fair secretary.



THE OHIO STATE UNIVERSITY

COLLEGE OF FOOD, AGRICULTURAL,
AND ENVIRONMENTAL SCIENCES



wayne.osu.edu

CFAES provides research and related educational programs to clientele on a nondiscriminatory basis. For more information, visit cfaesdiversity.osu.edu. For an accessible format of this publication, visit cfaes.osu.edu/accessibility.

- **Suggested Jr. Fair Hog Show Attire:** collared shirt, nice jeans, and closed toe shoes are highly recommended as minimal proper attire when exhibiting your animal. Please check in the Jr. Fair book for specific species dress code rules.
 - **ONLY hogs weighing between 200 and 300 pounds will sell through the livestock auction.** Hogs weighing under 200 lbs. and over 300 lbs will NOT show or sell. They will be sold to a local market decided upon by the committee and receive market price or may be sent to a custom harvesting plant (serviced by HMI) and the family may receive the meat.
-

General Information

- The project must be in the care and possession of the member by **JUNE 1** of the current year and remain with the member throughout the fair.
- Market hog projects MUST be barrows. NO GILTS permitted.
- Barrows should be farrowed after March 1 of current year and must be castrated prior to June 1 of current year
- Proper castration: Retained testicles are not permitted. Ask you breeder if you are unsure or go to ODA's website for a complete list of rules for exhibitor's market animals www.state.oh.us/agr/ (click on link for Animal Industries)
- Each exhibitor may bring one (1) market hog to the fair
- Each exhibitor is allowed a total of four animals in the 4-H online system – one fair exhibit and three back-up animals. Family backups MUST be under each exhibitor 4HOnline profile.
- Each family should have a 4-H Swine Resource handbook. Each member needs to complete the market hog project book each year and participate in the Swine Quality Assurance and Skillathon Interviews in order to be eligible to exhibit at the Wayne County Jr. Fair
- Ideal starting weight on June 1 for hogs is between 50-70lbs. Please select a hog that falls in this weight range. Hogs MUST weigh between 200 and 300 lbs by the fair.
- It is desirable that the market hogs at the Wayne County Fair weigh between 220-280lbs. Hogs eligible for grand Champion drive are limited to the Division Champions from the market classes weighing from 220-280lbs
- Example:

If your hog, on June 1st, weighed 70 pounds:

at 70 pounds, a hog gains 1.32# per day x 30 days (to gain 40#) = 39.6#

70# + 39.6# = 110# hog now

at 110 pounds, a hog gains 1.65# per day x 48 days (to gain 80#) = 79.2#

110# + 79.2# = 190# hog now

at 190 pounds a hog gains 1.98# per day x 15 days (to gain 30#) = 29.7#

190# + 29.7# = 220# hog now

Wayne County Bred Born and Raised

- This show is open to all pigs bred, born and raised in Wayne County. If a breeder is not known by any member of the swine committee to farrow pigs, the swine committee reserves the right to visit the farm of the breeder, as necessary.
- The Wayne County Bred, Born, and Raised show will be before the regular market show on Tuesday.
- Members may show in the market class OR the Bred Born and Raised class – NOT both.
- Each pig shown in the Bred Born and Raised class **must have** an ear notch #81 in its individual pig number in the left ear. It does not have to be just an 81 – it can be 81 and above (81-107) as long as there is at least an 81 in the left ear.
- For Bred Born and Raised, each member will need to submit a breeder declaration form with a picture of each pig by June 1st in 4-H Online. This form will include the pig's ear notch, the dam and sire, signature and certification of the breeder, signature of 4-H/FFA member, parent or guardian signature, and pictures of the animal.

Fair Information

- The Wayne County Junior Fair Book is available to all 4-H members in July. The Junior Fair Book should be distributed to club members by the 4-H advisor. All details pertaining to the fair are listed in the Jr Fair book and in the August edition of The Link newsletter, which is sent to every 4-H family.
- Absolutely NO livestock projects are to arrive prior to 4:00 pm on Thursday September 5, 2024. Projects arriving before 4:00 pm will not be accepted as fair entries. Animals will be checked in from 4:00 pm - 9:00 pm Thursday, September 5 and 8:00 am – 9:00 pm on Friday, September 6, 2024. **Member, family member, or authorized representative must be present to pen the pig after it is weighed on Thursday or Friday.**
- Exhibitors should remove any previous ear tags (other than the Wayne County tag) on the animal prior to arrival at the fair.
- Hogs that do not have a Wayne County tag will not be checked in. If your hog loses its ear tag, you are required to call the Extension office within 72 hours to make arrangements for getting a new tag.
- Drug Use Notification Form (DUNF): All market and lactating animals must complete an electronic DUNF before check-in at the fair. See the August edition of The Link for more information.
- Hogs will be weighed at the time of unloading and there will be **no re-weighs!** Please refer to the membership handout posted on the weigh card. All swine exhibits must be weighed and in their pens by 9 PM on Friday, September 6, 2024.
- *Hogs displaying any condition that would deem them unfit for show or sale by the committee and fair vet will be immediately removed from the fairgrounds by the exhibitor.*
- Only the Grand Champion & Reserve Grand Champion market hogs and Grand & Reserve Champion Bred Born & Raised market hogs will go through the sale ring with the exhibitor. All other hogs will remain in the barn during the sale. Only the exhibitor will be present in the sale ring at the time the animal is sold. If the exhibitor cannot be present and there is no other representative present to go through the sale in order, then the animal will not be sold through the auction.

- Clipping of hogs - battery operated clippers may be used anywhere in the barn. Minimum hair length is ½ in.
- The Swine Committee highly recommends that the exhibitor not use any oil or oil-based products on their animals at or around the time of the fair.
- Showmanship is Monday, Sept. 9, 2024, starting at 8:00 a.m. Market classes are Tuesday, Sept. 10, 2024, starting at 8:00 a.m. The show is terminal, and all hogs will be sold Thursday, Sept. 12, 2024, in the event center.
- Watering systems are restricted to a gravity-fed system with a 5-gallon maximum capacity per pen.
- Clubs exhibiting in the swine department will be assigned a time for aisle duty. There is a pen cleaning policy--details are in the member fair letter, the August "Link", and posted in the swine barn. Please be sure you read and understand the policy.
- No pen dividers shall be removed.
- Exhibitors selling their animal(s) at the Junior Fair Livestock Sale **MUST** send a "Thank You" note to the buyer(s). "Thank You" notes are to be delivered to the **Extension Office** in a stamped, sealed and addressed envelope **BEGINNING MONDAY AFTER THE FAIR** and no later than one week after the sale. Checks for the sale of market animals will be sent to member only after the note is completed.

SWINE TAGGING INFORMATION FOR 2024

- Tags can be picked up at the Extension Office starting March 1st during normal business hours
- Tags must be placed in all hogs that could potentially be entered in the Wayne County Fair by June 1.
- **Tags must be in the left ear with the button facing inside and the numbers on the backside of the ear. *See picture.**
- Animal ID is due by **June 1**. Your animal ID picture must clearly show the Wayne County tag in the hog's ear.
- Any unused tags must be returned to the Extension office no later than August 1.
- *If you or your parent are not comfortable tagging the hog, please call the Extension Office and we will connect you with a committee member who can help. If you are purchasing your hog from a local breeder, you may bring your tag to them when you select your hog and ask your breeder to insert the tag for you.*
- The Extension Office has taggers you can sign out if you do not have one
- If your hog loses its tag **before** June 1 Animal ID:



- Go to the Extension Office to sign out another tag and retag your animal
- If your hog loses its tag **after** June 1 Animal ID:
 - You have 72 hours to notify the Extension Office that your tag has fallen out
 - The Extension Office will provide you with a new tag.
 - The animal must be re-tagged within 7 days.
 - When the hog is re-tagged, email the office with a picture of the tag in the ear.
Please send emails to johnson.9505@osu.edu and klenovich.4@osu.edu.

Wayne County Jr. Fair

2024 Swine Animal ID Help Sheet

Listing of Required and Optional Fields / Information by Animal Species

Note: **Required – N/A** means that you must enter something in that field, but there is no particular information we need – so you can just enter N/A.

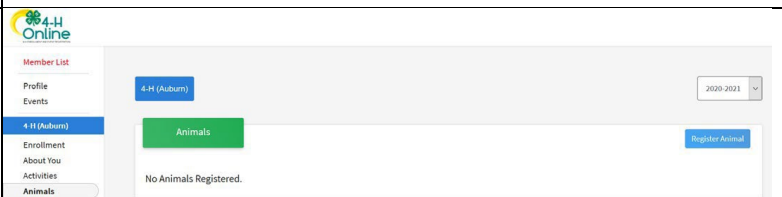
	Market Swine
Tag	Required (County Tag #)
Animal Age	Optional
Animal Name	Optional
Animal Birthdate	Required
Breed	Required
Breeder Name	Required – n/a if unknown
Colors & Markings	Required
County Raised	Optional
RFID Number	Optional
Earnotch	Optional
Animal Gender	Required
Tag	Required
Tattoo	Optional
Files/Photos of Animal	
Front of Animal	Required
Left Side of Animal	Required
Right Side of Animal	Required
Tag/Identifier Photo:	Required
County Document 1	Optional
Born Bred Raised	Required if entering class

Steps

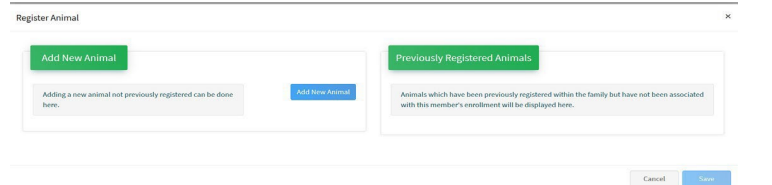
1. Log in to your family account.
2. Click to View the Member's record for whom you would like to add an animal.



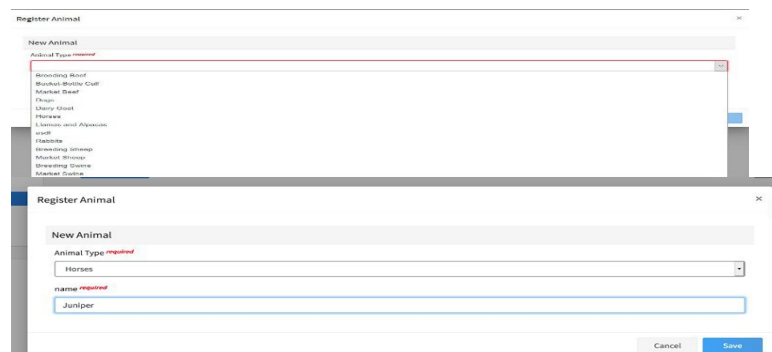
3. Click Animals in the navigation pane.
4. Click the blue Register Animal button.



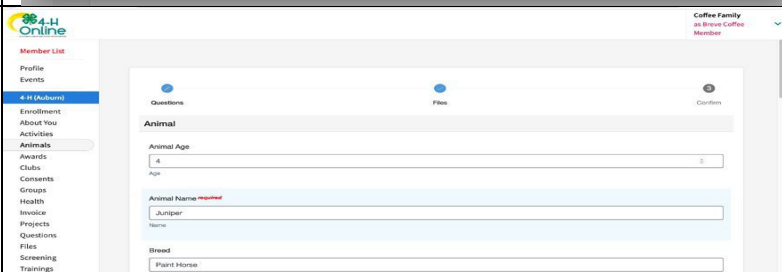
5. Click Add New Animal to start adding a new animal.



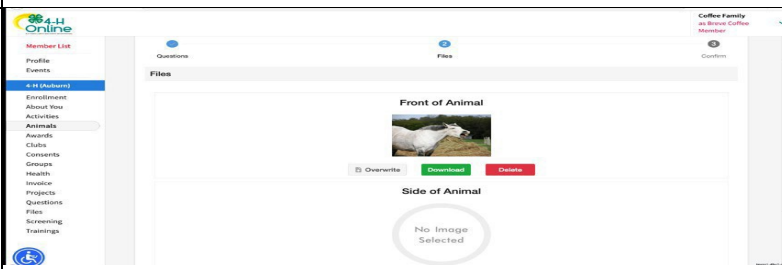
6. Select the appropriate animal type from the drop-down menu.
7. Enter the required Tag, Tattoo, or Animal Name as directed.
8. Click Save.



9. Complete each of the required fields and optional fields as needed.
- ** Please note that the fields may vary by state and animal type.
10. Click the Next button at the bottom of the form.



11. Upload any required or optional files for this animal.
12. Click the Next button



13. Review the entered information. Use the Back button at the bottom of the page to return to the previous screen to make corrections.

14. Once the entered information is correct and reviewed, click the Submit button.

The screenshot shows the '4-H Online' interface. On the left is a sidebar menu with options: Member List, Profile, Events, 4-H (Auburn), Enrollment, About You, Activities, Animals (highlighted), Awards, Clubs, Consents, Groups, Health, Invoice, Projects, Questions, Files, Screening, and Trainings. The main content area is titled 'Front of Animal' and 'Side of Animal'. Under 'Front of Animal', there is a photo of a white goat and a green 'Download' button. Under 'Side of Animal', there is a circular placeholder with the text 'No Image Selected'. At the bottom of the main area are 'Back' and 'Submit' buttons. In the top right corner, it says 'Coffee Family as Breve Coffee Member'.

15. The animal information will display on the screen with the status, created, modified, and submitted date and time stamp (local time).

The screenshot shows the '4-H Online' interface. The sidebar menu is the same as in the previous screenshot. The main content area shows a green 'Juniper' button at the top. Below it, the text reads: 'Animal - Submitted', 'Created on Oct 26, 2020 5:47 PM', 'Modified on Oct 26, 2020 5:49 PM', and 'Submitted on Oct 26, 2020 5:49 PM'. There is a small icon of a horse and the name 'Juniper' with the word 'Horses' below it. At the bottom, there is a label 'Animal'.

Click on the Animals tab from your account at any time to view the status for all of the animals for a member in the family.

The screenshot shows the '4-H Online' interface. The sidebar menu is the same. The main content area is titled 'Animals' and has a blue 'Register Animal' button in the top right. It displays a list of animals with the following details: '111 - Submitted' (Swine - Market Swine), '343 - Active' (Sheep - Market Sheep), 'Seabiscuit - Incomplete' (Horses - Horses), '52 - Active' (Sheep - Market Sheep), and 'Georgy - Active'.