

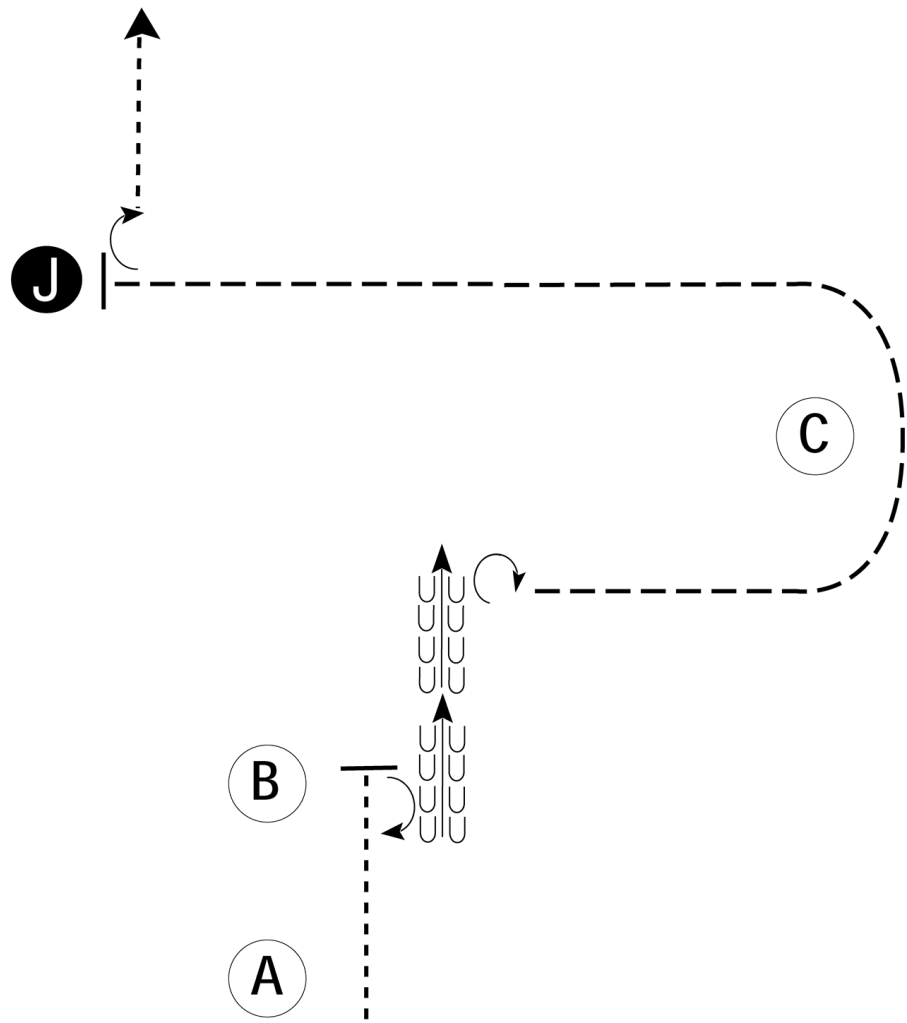
# Wayne Co Versatility

## Showmanship (E/W)

Show Date: 09-19-2024

w w w . H o r s e S h o w P a t t e r n s . c o m

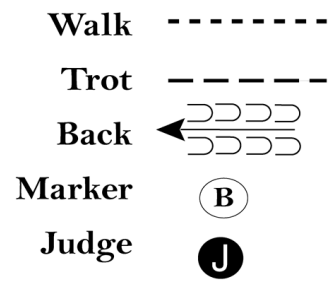
w w w . H o r s e S h o w P a t t e r n s . c o m



Be ready at A.

1. Walk to B.
2. Perform a 180 degree turn.
3. Back approximately one horse length.
4. Perform a 270 degree turn.
5. Trot around C and to judge.
6. Stop and set up for inspection.
7. When dismissed, perform a 90 degree turn.
8. Walk straight away from judge.

Follow the instructions of your ring steward.



[S/2-48]

Pattern Provided by:  
*Brigette Brubaker*

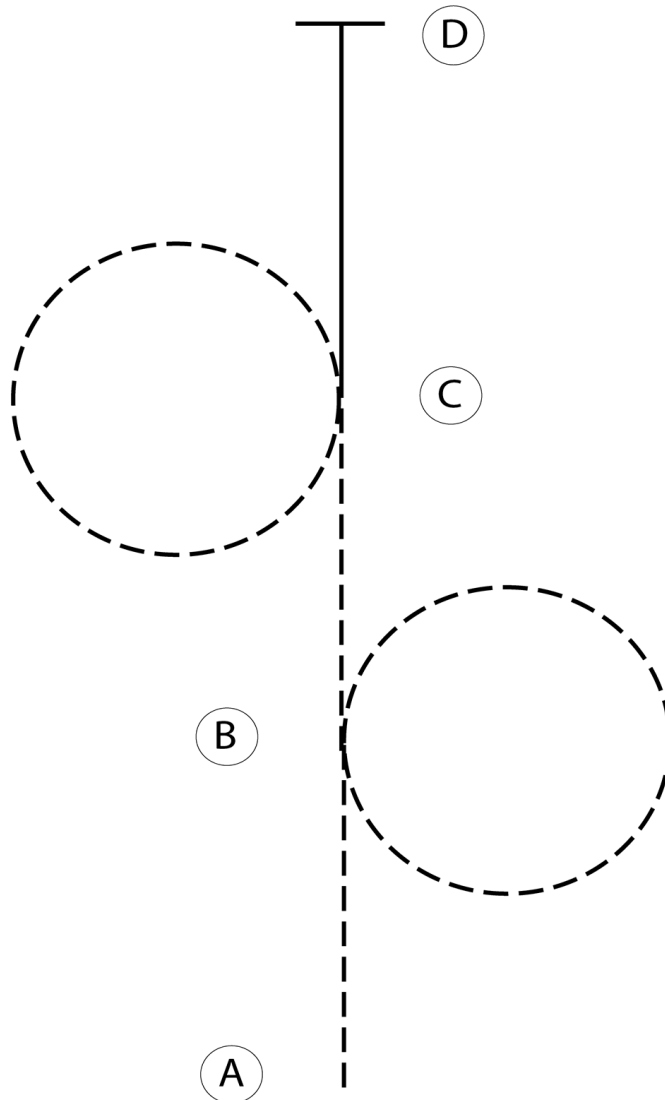
# Wayne Co Versatility

## English Equitation

Show Date: 09-19-2024

www.HorseShowPatterns.com

www.HorseShowPatterns.com



1. Sitting trot from A to B
2. Posting trot on the left diagonal and perform a circle to the right at B. Continue to C
3. Posting trot on the right diagonal and perform a circle to the left at C
4. Canter on the left lead from C to D
5. At D stop

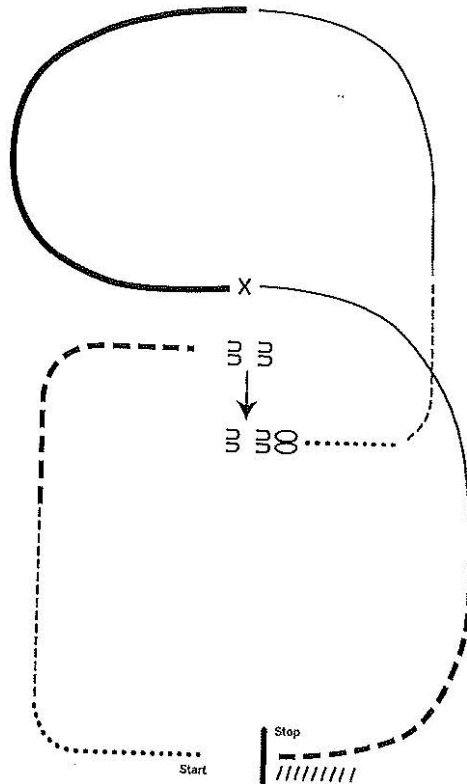
Walk	-----
Trot	- - - - -
Extended Trot	—————
Canter	—————
Leg Yield	
Lead Change	↙ ↘
Back	← ← ← ← ←
Marker	(B)
Sidepass	← — — — — →
Hand Gallop	—————

[HSE/1-27]

Pattern Provided by:

*Brigette Brubaker*

RANCH RIDING PATTERN B



- X Lead Change
- ... Walk
- - - - Trot
- - - - Extended Trot
- — — — Lope
- Extended Lope
- //// //// Back
- U U Side Pass

Maneuvers for Ranch Riding Pattern B

1. Walk.
2. Trot.
3. Extended trot to center of arena.
4. Stop, side pass right.
5. Turn 360 degrees to the right, and then turn 360 degrees to the left.
6. Walk.
7. Trot.
8. Lope left lead.
9. Extend the lope.
10. Simple or flying change of lead.
11. Collect the lope.
12. Extend the trot.
13. Stop and back.