

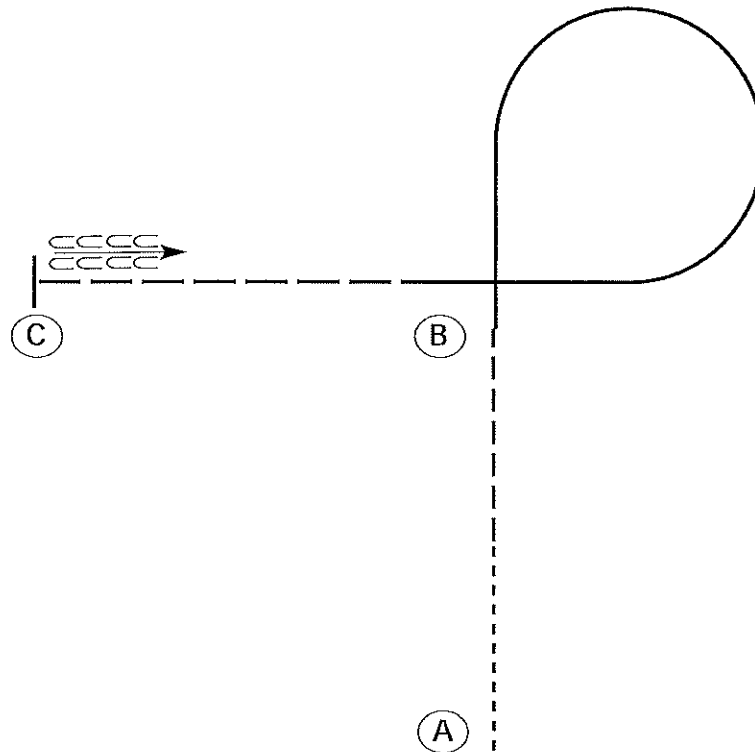
# 2024 Wayne Co. Fair

## Western Horsemanship (Class 7, 8, 9, 10)

Show Date: 09-09-2024

www.HorseShowPatterns.com

www.HorseShowPatterns.com



Be ready at A.

1. Walk from A 1/2 way to B.
2. Jog the rest of the way to B.
3. Lope a circle to the right.
4. Perform an extended jog from B to C.
5. Stop at C and back one horse length.

Retire to the rail or line up at a jog.

Walk	-----
Jog	-----
Extended Jog	-----
Lope	=====
Leg Yield	
Lead Change	↘
Back	←←←
Marker	⊙ B
Sidepass	←-----→

[WH/1-25]

Pattern Provided by:

*Kathy Melvin*

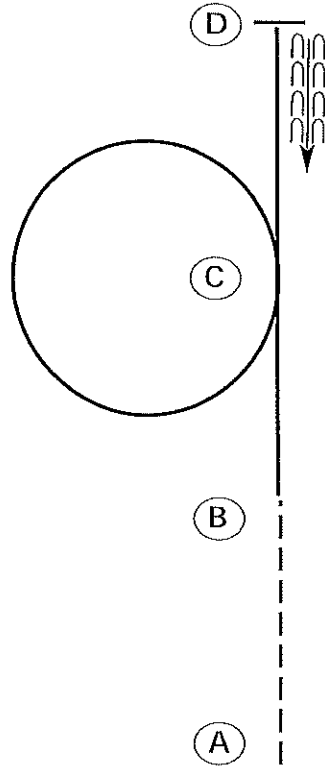
# 2024 Wayne Co. Fair

## Western Horsemanship Beg Canter (Class 11)

Show Date: 09-09-2024

www.HorseShowPatterns.com

www.HorseShowPatterns.com



Be ready at A.

1. Jog from A to B.
2. Lope on the left lead to C and circle to the left.
3. Continue to lope to D.
4. Stop and D and back one horse length.

Retire to the rail or line up at a jog.

Walk	-----
Jog	- - - - -
Extended Jog	— — — —
Lope	—————
Leg Yield	
Lead Change	— / —
Back	← — — — —
Marker	(B)
Sidepass	← — — — — →

[WH/1-42]

Pattern Provided by:

*Kathy Melvin*

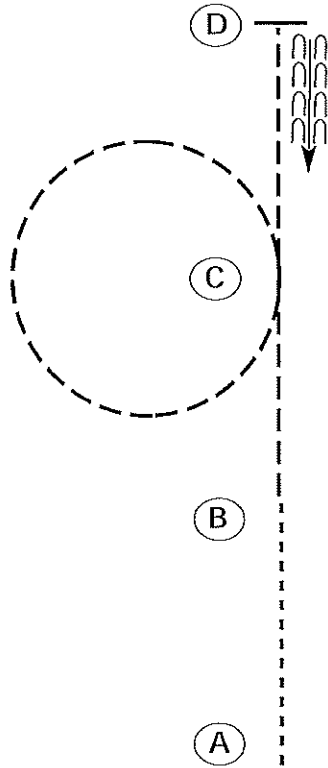
# 2024 Wayne Co. Fair

## Western Horsemanship W/T (Class 12)

Show Date: 09-09-2024

www.HorseShowPatterns.com

www.HorseShowPatterns.com



Be ready at A.

1. Walk from A to B.
2. Jog to C and circle to the left.
3. Continue to jog to D.
4. Stop and D and back one horse length.

Retire to the rail or line up at a jog.

Walk	-----
Jog	- - - - -
Extended Jog	- - - - -
Lope	—————
Leg Yield	
Lead Change	— / —
Back	← ← ← ← ←
Marker	(B)
Sidepass	← ← ← ← ←

[WH/WT-24]

Pattern Provided by:

*Kathy Melvin*